



2013 BETHUNE-COOKMAN FOOTBALL GAME NOTES

Bethune-Cookman Athletic Communications • 640 Dr. Mary McLeod Bethune Blvd. • Daytona Beach, FL 32114
BCUathletics.com • Facebook: Facebook.com/BCUathletics • Twitter: @BCUGridIron | @BCUathletics
Home to Five MEAC Championships (1984, 1988, 2002, 2010, 2012)

GAME INFORMATION

Date / Time: Sat., Sept. 21, 2013 / 6 p.m. ET
Site: Tallahassee, Fla. / Doak Campbell Stadium (82,300)
National TV: ESPN3

Play-by-Play: John Sadak; Analyst: Al Groh;

Sideline: Tiffany Greene

Local Radio: 1380 WELE

Play-by-Play: Joe LaBarbera; Analyst: Larry Wesley;

Sideline: Terrance Gatling

Satellite Radio: Sirius 112/XM 190 (FSU broadcast)

Live Stats: Seminoles.com

Twitter Updates: @BCUGridIron / @BCUathletics

Series: First Meeting

Tallahassee: No meetings

Daytona Beach: No meetings

Neutral Site: No meetings

BETHUNE-COOKMAN 3-0, 0-0 MEAC

2013: 3-0, 0-0 MEAC

Ranking: 19 — Sports Network, 17 — Coaches

Last Game: Sept. 14, 2013 (Miami, Fla.)
def. FIU, 34-13

Head Coach: Brian Jenkins (Cincinnati, 1993)

Career: 30-8 (4th season)

at B-CU: 30-8 (4th season)

vs. FSU: 0-0

Twitter: @BCUGridIron / @BCUathletics

FLORIDA STATE 2-0, 1-0 ACC

2013: 2-0, 1-0 ACC

Ranking: 8 — AP, 8 — Coaches

Last Game: Sept. 14, 2013 (Tallahassee, Fla.)
defeated Nevada, 62-7

Head Coach: Jimbo Fisher (Salem College, 1989)

Career: 33-10 (4th season)

at FSU: 33-10 (4th season)

vs. B-CU: 0-0

Twitter: @seminoles_com / @FSU_Football

B-CU COMMUNICATIONS

Bryan J. Harvey (Primary Contact) Asst. AD for Communications
O: 386-481-2206 C: 757-268-4561 E: harveyb@cookman.edu

Michael Stambaugh (Secondary Contact) Associate Director
O: 386-481-2278 C: 785-979-5721 E: stambaughm@cookman.edu

Dan Ryan Assistant Director/Historian
O: 386-481-2240 C: 801-376-6883 E: ryand@cookman.edu

MILESTONE WATCH

1 - Tackles needed by SR LB Jarkevis Fields to crack B-CU's career top 10.

3 - Rushing touchdowns needed by SR RB Isidore Jackson to tie Jimmie Russell in fourth place all-time for career rushing TDs.

348 - Rushing yards needed by Jackson to become the school's all-time leading rusher.



THE GRIND (Episode 1)

Episode 1 of the original series *The Grind* gives college fans exclusive access to the Bethune-Cookman University athletics program with student-athletes and coaches like never before.

GAME 4

TALLAHASSEE, FLA. (DOAK CAMPBELL STADIUM)



19/17 BETHUNE-COOKMAN WILDCATS (3-0, 0-0)

Head Coach: Brian Jenkins (Cincinnati, 1993)

Career Record: 30-8 (4th season), Record at B-CU: 30-8 (4th season), Record vs. FSU: 0-0



at

8/8 FLORIDA STATE SEMINOLES (2-0, 1-0)












Head Coach: Jimbo Fisher (Salem College, 1989)

Career Record: 33-10 (4th season), Record at FSU: 33-10 (4th season), Record vs. B-CU: 0-0

STORY LINES

- RB Anthony Jordan was named Mid-Eastern Athletic Conference (MEAC) Offensive Player of the Week after rushing for a career-best 150 yards and a touchdown in Bethune-Cookman's first-ever win over an FBS opponent, FIU, last weekend in Miami.
- This marks the first meeting between the two schools separated by less than four hours of driving distance. This is Bethune-Cookman's third consecutive year facing a team from the Atlantic Coast Conference (ACC), dropping the two previous contests against the University of Miami.
- Bethune-Cookman is converting a league-best 92.3 percent of its red zone opportunities (12 of 13). Of the Wildcats' 12 trips inside the red zone, they have scored nine by way of touchdown, and converted all three field goal attempts by rookie Jonathan Cagle.
- This is Bethune-Cookman's third game all-time inside Doak Campbell Stadium, dropping the previous two games against rival Florida A&M in 1975 (L, 7-17) and 1977 (L, 7-14).
- Moving to 3-0 on the year, the Wildcats jumped four spots to No. 19 in this week's Sports Network poll, while moving to No. 17 in the FCS Coaches poll.
- Junior defensive back Tim Burke and junior running back Anthony Jordan were each selected as top performers by College Football Performance Awards (CFPA) out of the Mid-Eastern Athletic Conference.
- The Wildcats enter the game with the MEAC's longest active road winning streak at five games.
- Bethune-Cookman became the first team ever to be ranked unanimously as the top team in the Boxtorow Division I poll. This is the third consecutive week the Wildcats have sat atop the poll.
- Bethune-Cookman has scored 10 or more points in 21 consecutive games, the longest active streak in the MEAC.
- Junior QB Quentin Williams became the first signal caller to go the distance for the Wildcats under center since accomplishing the feat last year against Florida A&M in the *Florida Blue Florida Classic*.
- The Wildcats have scored in double-figures in 37-of-38 games under head coach Brian Jenkins. The lone game without 10 or more points was a 22-3 setback at North Carolina A&T on Oct. 8, 2011.

2013 SCHEDULE / RESULTS

	Sept. 1	at Tennessee State	ESPN3	W, 12-9
		Nashville, Tenn. / LP Field (68,798) / LeBrandon Richardson: 10 tackles, 1.0 sack, 1 forced fumble		
	Sept. 7	VIRGINIA UNION (<i>Church & Community Day</i>)	CATEYE	W, 66-7
		Daytona Beach, Fla. / Municipal Stadium (9,601) / Jontavious Carter: 2 receptions, 38 yards, 2 TDs		
	Sept. 14	at FIU		W, 34-13
		Miami, Fla. / FIU Stadium (20,000) / Anthony Jordan: 21 rushes, career-high 150 yards, 1 TD		
	Sept. 21	at 10/9 Florida State	ESPN3	6 p.m.
		Tallahassee, Fla. / Doak Campbell Stadium (82,300) / First meeting		
	Oct. 5	at Delaware State*		2 p.m.
		Dover, Del. / Alumni Stadium (7,193) / Delaware State leads, 20-15 (1-0 under Jenkins)		
	Oct. 12	at Howard*		1 p.m.
		Washington, D.C. / Greene Stadium (7,086) / Bethune-Cookman leads, 17-13 (1-0 under Jenkins)		
	Oct. 19	SAVANNAH STATE* (<i>Biker Classic</i>)	CATEYE	4 p.m.
		Daytona Beach, Fla. / Municipal Stadium (9,601) / Bethune-Cookman leads, 33-8-2 (3-0 under Jenkins)		
	Oct. 26	SOUTH CAROLINA STATE* (<i>Homecoming</i>)	CATEYE	4 p.m.
		Daytona Beach, Fla. / Municipal Stadium (9,601) / S.C. State leads, 30-23-1 (2-1 under Jenkins)		
	Nov. 2	at North Carolina Central*	ESPN3	Noon
		Durham, N.C. / O'Kelly-Riddick Stadium (10,000) / Bethune-Cookman leads, 3-1 (3-0 under Jenkins)		
	Nov. 9	NORFOLK STATE* (<i>Band Day</i>)	CATEYE	4 p.m.
		Daytona Beach, Fla. / Municipal Stadium (9,601) / Bethune-Cookman leads, 16-7 (3-0 under Jenkins)		
	Nov. 16	HAMPTON* (<i>Senior Day</i>)	CATEYE	4 p.m.
		Daytona Beach, Fla. / Municipal Stadium (9,601) / Series tied, 9-9 (3-0 under Jenkins)		
	Nov. 23	vs. Florida A&M* (<i>Florida Blue Florida Classic</i>)	ESPN CLASSIC	2 p.m.
		Orlando, Fla. / Citrus Bowl (65,437) / Florida A&M leads, 48-17-1 (2-1 under Jenkins)		



#5THINGS

1. First ever meeting between the Wildcats and Seminoles.
2. This marks the third consecutive season Bethune-Cookman is playing a member of the Atlantic Coast Conference.
3. Bethune-Cookman enters the game with the nation's top-ranked team in total defense, allowing just 219.7 yards per game and 9.67 points per contest.
4. Bethune-Cookman is 0-2 lifetime against ACC opponents:
2011 - Miami 45, Bethune-Cookman 14
2012 - Miami 38, Bethune-Cookman 10
5. The Bethune-Cookman defense has as many touchdowns as they have allowed all season (3). The Wildcats defense has returned three interceptions for scores this season.

SUNSHINE STATE OF MIND

- The Bethune-Cookman Wildcats plays eight of its 12 regular season games in the state of Florida.
- The Cats will play five of their final six games in the Sunshine State, including the annual *Florida Blue Florida Classic* against rival Florida A&M.

IN THE CITY OF #TALLAHASSEE

- It's the first meeting between Bethune-Cookman and Florida State, but this marks the third time B-CU takes the field at Doak Campbell Stadium.
- B-CU traditionally plays rival Florida A&M (located in Tallahassee) in the Florida Blue Florida Classic, but B-CU has not played in Tallahassee since 1977.
- Bethune-Cookman at Doak Campbell Stadium:
1977 — FAMU 14, B-CU 7
1975 — FAMU 17, B-CU 7

0-2

#EXPERIENCE

6

OFFENSIVE STARTERS RETURNING

Rashard Brown, Preston Cleckley, Isidore Jackson, Alex Monroe, Eddie Poole, Quentin Williams

7

DEFENSIVE STARTERS RETURNING

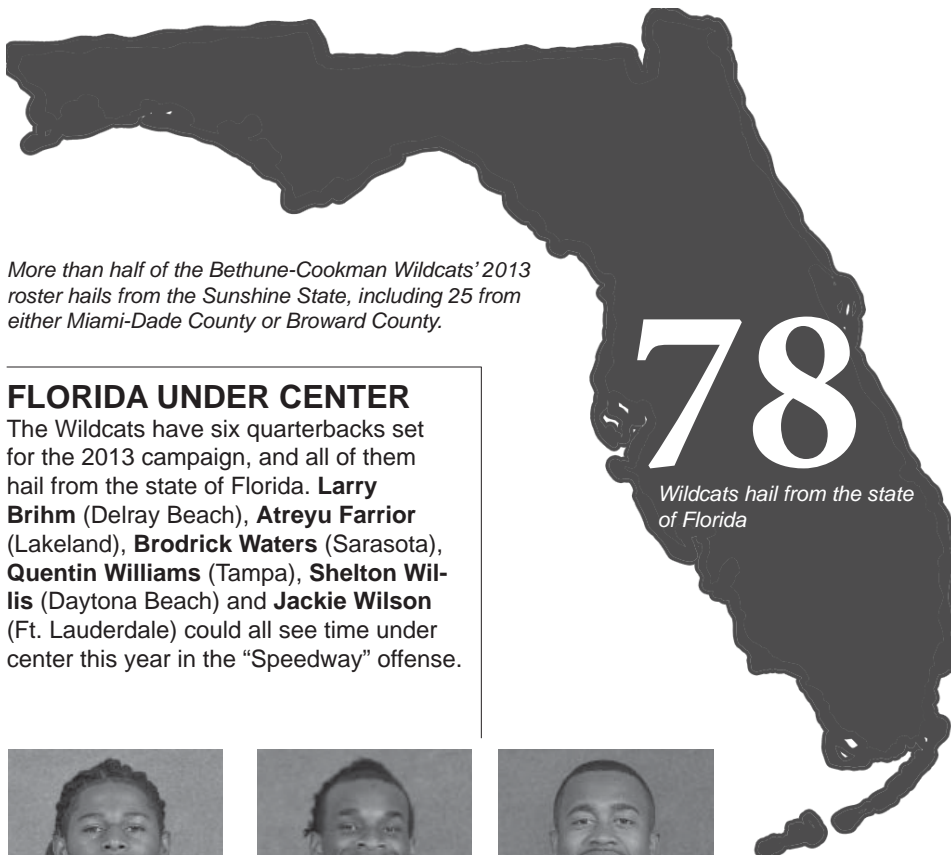
Nick Addison, Tim Burke, Jarkevis Fields, Dion Hanks, Nesly Marcellon, LeBrandon Richardson, Tevin Toney

24

TRANSFERS FROM FBS SCHOOLS

D'Vontis Arnold, Mark Brown, Branden Bryant, Jontavious Carter, Dylon Dye, Junior Estelus, Thomas Finnie, Spencer Harris, Justin Henderson, Theodore Howard, Jarontay Jones, Josue Joseph, Anthony Kibler, Dwayne Montgomery, Joshua Richardson, LeBrandon Richardson, Eddie Poole, Donald Smith, Isaac Virgin, Brodrick Waters, Cary White, Ralph Williams, Jackie Wilson, Jameson Wright

HOMEGROWN TALENT



More than half of the Bethune-Cookman Wildcats' 2013 roster hails from the Sunshine State, including 25 from either Miami-Dade County or Broward County.

FLORIDA UNDER CENTER

The Wildcats have six quarterbacks set for the 2013 campaign, and all of them hail from the state of Florida. **Larry Brihm** (Delray Beach), **Atreyu Farrior** (Lakeland), **Brodrick Waters** (Sarasota), **Quentin Williams** (Tampa), **Shelton Willis** (Daytona Beach) and **Jackie Wilson** (Ft. Lauderdale) could all see time under center this year in the "Speedway" offense.



Larry Brihm



Atreyu Farrior




Brodrick Waters



Quentin Williams



Shelton Willis



Jackie Wilson

LET'S GET IT STARTED

- For the first time in school history a week ago at Tennessee State, Bethune-Cookman began a season ranked in the Coaches Poll Top 20.
- It also marked the first time in the Sports Network Top 25 era that the Wildcats began a campaign in the Top 25.

HOW ABOUT 'U'?

- The transfers from FBS schools just keep coming to head coach **Brian Jenkins** and his staff. Word is out about the style of play and the overall direction of the program, and that's keeping players flocking to Daytona Beach. At the present time, the Wildcats have three players from the University of Miami on the roster, including former starters at the "U" JR CB **Thomas Finnie** and GRAD DE **Dylon Dye**.

A WIN OVER FLORIDA STATE WOULD...

- Improve Bethune-Cookman to 4-0 for the first time since 2010.
- Give Bethune-Cookman its first victory over an ACC opponent.
- Improve the Wildcats' regular season winning streak to 11 games.
- Improve **Brian Jenkins'** Bethune-Cookman record to 31-8 overall.
- Give Bethune-Cookman its first victory in the city of Tallahassee since 1973.
- Raise the Cats' road winning streak to six games.

#IKECANFIXIT

- Senior running back Isidore Jackson is heading up the walls of the B-CU record books at a fast pace. He enters the season needing just 348 yards to put himself atop the all-time list for career rushing yards in B-CU history. Additionally, he needs just three touchdowns to match Jimmie Russell (2004-07) at fourth place all-time for career rushing scores in school history.



Stadium under Jenkins, two were post-season contests in the FCS Playoffs (2010 — vs. New Hampshire; 2012 — vs. Coastal Carolina).

THREE-HEADED MONSTER

- Every week on the MEAC Coaches Teleconference, **Brian Jenkins** is asked about who will start at quarterback. The answer has, and always will be, that the Wildcats have a "three-headed monster" behind center in the form of three capable signal callers. B-CU has SR **Brodrick Waters**, JR **Quentin Williams** and SR **Jackie Wilson** all with unique skills, and Jenkins has each of them ready to go at any given moment to take over the reigns of the offense in a contest.

MOVING UP THE POLLS

- Following a win over FIU, Bethune-Cookman jumped four spots in the *Sports Network* poll this week to No. 19. The Wildcats also jumped five spots to No. 17 in the FCS Coaches poll. This marks the seventh consecutive week B-CU has been ranked in either the *Sports Network* or FCS Coaches poll.

BRINGING THE DEFENSIVE PRESSURE

- After solid wins over an FCS, FBS and Division II opponent this season, the Bethune-Cookman defense ranks first nationally in the FCS statistics for the total defense category. The Wildcats are are giving up just 9.67 points per game, and an average of 219.7 yards per game. B-CU has allowed just a single touchdown in the second half all year — that coming in the fourth quarter at FIU last weekend.

2013 BETHUNE-COOKMAN RANKINGS

Category	Avg.	NCAA	MEAC
Scoring Offense	37.3	T-17	1
Rushing Offense	251.7	10	1
Total Offense	357.7	T-48	2
Sacks	3.3	T-14	3
Pass Eff. Defense	104.9	18	3
Punt Returns	9.8	25	4
Scoring Defense	9.7	2	1
Tackles for Loss	8.3	T-12	1
Pass Efficiency	123.4	56	2
Turnover Margin	+2	T-28	T-2
Sacks Allowed	1.0	T-20	2
Rushing Defense	94.7	11	2
Total Defense	219.7	1	1
Net Punting	16.0	114	11
Pass Defense	125.0	6	2
Passing Offense	106.0	109	11
Kickoff Returns	28.0	10	2

ATOP THE RANKINGS

- The Bethune-Cookman offense and defense have been firing on all cylinders this season. Nothing supports this fact more than the Wildcats being ranked first or second in 12-of-17 possible statistical categories within the Mid-Eastern Athletic Conference. Those categories include being ranked first in scoring offense, rushing offense, scoring defense and total defense. Additionally, the Cats are ranked fourth nationally in pass efficiency defense and total defense.

TRENDS UNDER BRIAN JENKINS

Current Streak	Won 3
Current Home Streak.....	Won 1
Current Road Streak.....	Won 5
Last Win.....	34-13 at FIU (9/14/13)
Last Road Win	34-13 at FIU (9/14/13)
Last Loss	14-24 vs. Coastal Carolina (11/24/12)
Last Road Loss.....	10-38 at Miami (9/15/12)

	2013	All Yrs
Overall	3-0	30-8
Home	1-0	15-4
Away	2-0	11-3
Neutral	-	4-1
Grass	1-0	3-4
Turf	2-0	27-4
vs. Top 5	-	-
vs. Top 10	-	-
vs. Top 25	-	-
vs. FBS	1-0	1-2
Playoff Games	-	0-2

Leading After 1st Qtr	3-0	22-2
Tied After 1st Qtr	-	4-4
Trailing After 1st Qtr	-	4-2

Leading at Half	2-0	23-2
Tied at Half	1-0	5-5
Trailing at Half	-	2-1

Leading After 3rd Qtr	2-0	27-1
Tied After 3rd Qtr	-	1-7
Trailing After 3rd Qtr	1-0	2-0

Overtime Games	-	-
----------------	---	---

When Scoring First	3-0	24-2
When Opp Scores First	-	6-6

Largest Halftime Lead	31	35
Largest Halftime Deficit	-	17

Scoring 20+ Points	2-0	27-2
Scoring 30+ Points	2-0	19-0
Scoring 40+ Points	1-0	13-0
Scoring 50+ Points	1-0	7-0
Allowing 20 or Less	3-0	23-0
Allowing 30 or Less	3-0	29-4
Decided by 3 or Less	1-0	2-0
Decided by 10 or Less	-	6-2

Rush <200 Yds	1-0	8-5
Rush for >200 Yds	2-0	22-3
Rush for >300 Yds	1-0	9-0
Pass for >200 Yds	-	8-3
Pass for >300 Yds	-	1-1
Total >400 Yds	1-0	16-3

Opp. Rush <100 Yds	2-0	19-8
Opp. Pass <200 Yds	3-0	9-4
Opp. Total <300 Yds	3-0	14-7

Turnover Margin Positive	2-0	24-1
Turnover Margin Even	-	3-4
Turnover Margin Negative	1-0	3-3

Lead in Time of Possession	1-0	21-3
Trail in Time of Possession	2-0	9-5



WEEKLY MEDIA PLANNER: FLORIDA STATE GAME

16 MON **17 TUE** **18 WED** **19 THU** **20 FRI** **21 SAT** **22 SUN**

No Practice

Jenkins and requested players available to media before team study hall

Practice (5:15 p.m.)
Wildcat Practice Fields

MEAC Teleconference
10 a.m.

Practice (5:15 p.m.)
Wildcat Practice Fields

Jenkins and requested players available to media after practice

Weekly Press Conference
SAAC Conference Room
1-1:30 p.m. (Jenkins)

Practice (5:15 p.m.)
Wildcat Practice Fields

Jenkins and requested players available to media after practice

NO AVAILABILITY
DEPART FOR FLORIDA STATE

B-CU at Florida State
6 p.m.
Doak Campbell Stadium

Postgame
Press Conference
B-CU locker room is closed

Brian Jenkins, 20 minutes after conclusion of game; players immediately after

NO AVAILABILITY

Sports Network Poll

1. North Dakota State (154)	2-0	1
2. Eastern Washington (2)	2-1	2
3. Montana State	2-1	3
4. Towson	3-0	4
5. Sam Houston State	2-1	5
6. South Dakota State	3-0	6
7. Northern Iowa	2-0	7
8. Eastern Illinois	3-0	9
9. Montana	2-0	11
10. Wofford	2-1	16
11. New Hampshire	1-1	12
12. McNeese State	3-0	13
13. Central Arkansas	1-2	8
14. Georgia Southern	2-1	10
15. Coastal Carolina	3-0	21
16. Stony Brook	1-1	17
17. James Madison	2-1	20
18. Cal Poly	1-2	14
19. Bethune-Cookman	3-0	23
20. Villanova	0-2	19
21. Fordham	3-0	NR
22. Lehigh Mountain	2-0	22
23. Richmond	1-2	15
24. Tennessee-Martin	2-1	NR
25. Northern Arizona	1-1	25

FCS Coaches Poll

1. North Dakota State (26)	2-0	1
2. Montana State	2-1	3
3. Towson	3-0	4
4. Eastern Washington	2-1	2
5. Sam Houston State	2-1	5
6. South Dakota State	3-0	6
7. Northern Iowa	2-0	8
8. Wofford	2-1	10
9. New Hampshire	1-1	9
10. Eastern Illinois	3-0	12
11. Montana	2-0	15
12. Stony Brook	1-1	13
13. McNeese State	3-0	18
14. Central Arkansas	1-2	7
15. Coastal Carolina	3-0	21
16. James Madison	2-0	17
17. Bethune-Cookman	3-0	22
18. Lehigh	2-0	19
19. Cal Poly	1-2	14
20. Richmond	1-2	11
21. Fordham	3-0	NR
t22. Northern Arizona	1-1	24
t22. Villanova	0-2	20
24. Illinois State	0-2	16
25. Maine	3-0	NR

NO THANKS, THE GROUND IS FINE

- The Bethune-Cookman offense is about as balanced as it can be, and there's no better way to show that under head coach **Brian Jenkins** than with the fact B-CU hasn't passed for 300 yards in a game since Nov. 20, 2010 vs. Florida A&M.
- None of the current Wildcat quarterbacks have accumulated a 300-yard game passing in their Maroon and Gold careers, but all are capable of producing big numbers on the ground.
- In the Jenkins' era, only twice have the Cats passed for 300-yards or more (vs. Delaware State - Oct. 9, 2010; vs. FAMU - Nov. 20, 2010).

I DON'T MEAN TO PRY, BUT...

- Offensive coordinator **Jim Pry** has several ties around the nation, not to mention with Vanderbilt. His son, Brent Pry, serves as Vanderbilt's Assistant Head Coach and Co-Defensive Coordinator. In addition, Franklin coached current Vandy head coach James Franklin while he was at East Stroudsburg in Pennsylvania.

NO FLY ZONE...

- **Brian Jenkins** has praised defensive coordinator Charles "Yogi" Jones throughout his years with the program, and this year's defense has looked as solid as ever. Through three games this year, the Wildcats defense has allowed just two passing touchdowns — both coming inside the red zone. Add two interceptions, and the secondary looks to be one of the best in FCS.

HEAD COACH BRIAN JENKINS

- In three short seasons, **Brian Jenkins** has threatened to redefine the 90-year history of football at Bethune-Cookman University. It started in 2010 in his first year as the Wildcats' head coach, coming from Rutgers as an assistant coach. Throughout the duration has been an emergence of a program among the nation's elite behind the architect of one of the most prolific offenses in the entire Football Championship Subdivision. No other coach in school history has guided the football team to two Mid-Eastern Athletic Conference (MEAC) titles in his first three years. While Oliver "Buddy" Pough of South Carolina State has more league titles than that Ft. Lauderdale, Fla. native, only S.C. State's Bill Davis succeeded in doing so as a first-year coach. In the process of accumulating a 30-8 ledger in his fourth year at the helm, the two-time conference coach of the year sandwiched a pair of FCS Playoff appearances around yet another winning season in 2011. Accentuating the success was last year's 21-16 Florida Blue Florida Classic win over rival Florida A&M, marking the first time B-CU collected consecutive wins against the Rattlers since 2003-04. In addition to accumulating a mark of 21-3 in league play, his .789 overall winning percentage is the highest in school history and his .875 percentage in conference play is the second-best by any third-year head coach in league annals.

HEALTHY JORDAN PAYING DIVIDENDS

- After his first injury-plagues season a year ago which kept him off the field, JR RB **Anthony Jordan** is seeking a healthy and happy year in 2013.
- Jordan stepped in nicely in his first game since 2011, carrying the ball eight times for 26 yards, averaging 3.2 per rush at Tennessee State.
- He came out of the backfield for two catches, averaging 4.0 YPC against the Tigers.



B-CU RECORD BOOK

RUSHING YARDS

CAREER

Rk.	Name, Years	Yards
1.	Allen Suber, 2000-03.....	2,897
2.	Pa'Tell Troutman, 1998-2000	2,839
3.	Isidore Jackson, 2010-present.....	2,550
4.	Randy Walker, 1971-73.....	2,429
5.	Wayne Allen, 1972-74	2,119
6.	Jimmie Russell, 2004-07	2,305
7.	Kevin Finnie, 1986-88	2,103
8.	Jay Rogers, 1999-2003	1,992
9.	Steve Wallace, 1994-97	1,801
10.	Ricky Cliatt, 1976-79	1,708

RUSHING TOUCHDOWNS

CAREER

Rk.	Name, Years	TDs
1.	Allen Suber, 2000-03.....	39
2.	Clyde Sanders, 1953-54	36
3.	Pa'Tell Troutman, 1998-2000	31
4.	Jimmie Russell, 2004-07	29
5.	Isidore Jackson, 2010-present.....	26
6.	Eric Weems, 2003-06.....	23
7.	Randy Walker, 1971-73.....	22
8.	Jay Rogers, 1999-2003	18
9.	Wayne Allen, 1972-74	17
10.	Kelvin Daniels, 1991-93	14

RECEPTIONS

CAREER

Rk.	Name, Years	Rec.
1.	James Adderly, 1994-98.....	219
2.	Eric Weems, 2003-06.....	178
3.	Morris Nobles, 1992-95	143
4.	Erik Lash, 1999-2002	133
5.	Jeff Parker, 1990-91	125
	Stevie Thomas, 1987-89	125
7.	Sebastian Brown, 1982-85.....	120
8.	Leon Gonzalez, 1981-84.....	117
9.	Arthur Simmons, 1982-85	112
10.	Eddie Poole, 2010-present	111

RECEIVING TOUCHDOWNS

CAREER

Rk.	Name, Years	TDs
1.	James Adderly, 1994-98.....	30
2.	Leon Gonzalez, 1981-84.....	21
	Jack "Cy" McClaire, 1949-52.....	21
4.	Eric Weems, 2003-06.....	19
5.	Bernard Coleman, 1973-75.....	18
6.	Eddie Poole, 2010-present	17
7.	Erik Lash, 1999-2002	16
	Sebastian Brown, 1982-85.....	16
9.	Morris Nobles, 1992-95	15
10.	Jeff Parker, 1990-91	12
	Remi Watson, 1983-86.....	12

RECEIVING YARDS

CAREER

Rk.	Name, Years	TDs
1.	James Adderly, 1994-98.....	3,557
2.	Eric Weems, 2003-06.....	2,533
3.	Erik Lash, 1999-2002	2,242
4.	Leon Gonzalez, 1981-84.....	2,151
5.	Morris Nobles, 1992-95	2,147
6.	Stevie Thomas, 1987-89	2,096
7.	Sebastian Brown, 1982-85.....	1,847
8.	Jeff Parker, 1990-91	1,765
9.	Eddie Poole, 2010-present	1,483
10.	Greg Taylor, 1984-87	1,469

JORDAN BURSTS THROUGH

- Junior RB **Anthony Jordan** not only set a career-high with 150 yards on the ground against FIU, but he also became the first B-CU running back to top 100 yards rushing since Isidore Jackson (11 yards) last year at Morgan State.

CHANGING THE STYLE

- Brian Jenkins** had previously adopted the dri-fit vest as his game day attire, but now he is changing the style for the 2013 season. The head man is now wearing a long-sleeve dri-fit Bethune-Cookman shirt with the football logo sprawled across it.

THE CARTER II

- Redshirt freshman **Jontavious Carter** arrived to Bethune-Cookman over the summer from the University of Miami. He did not see playing time at UMiami, but certainly made the most of his time in practice. His first two collegiate receptions as a Wildcat went for touchdowns against Virginia Union last weekend. It was the first two touchdown performance since **Eddie Poole** (vs. Hampton, 2011).

RETURN MEN

- The 2013 Bethune-Cookman Wildcats return 50 letterwinners, including 13 players who were starters last season – six on offense and seven on defense. B-CU also welcomes back long snapper **Andrew Ferris**, after losing place kicker **Sven Hurd** and punter **Kory Kowalski**.

4-2 DEFENSE

- With the Bethune-Cookman offense compiling an average of 29.4 points per game a season ago, the Wildcats' defense took the opportunity by going deep on the depth chart in a number of games – especially the Savannah State contest, to get reserves ample snaps. The result was 42 different players registering at least one tackle on the year.

#FIELDS of DREAMS

- Senior linebacker Jarkevis Fields continues to apply pressure on opposing offenses with lightning speed and brute force. The Sanford, Fla. native has led the Wildcats in tackles every game this year, including six against FBS opponent FIU last weekend in Miami. Fields is already the Preseason MEAC Defensive Player of the Year.



THREE MINUTES OR LESS

- The "Speedway Offense" is certainly back in rare form this season under head coach Brian Jenkins. Against Virginia Union, the Wildcats scored eight times via an offensive series. Of those eight scores, seven took less than three minutes off the clock. That includes four scoring drives that spanned less than two minutes.

LIGHTNING STRIKES

- Of Bethune-Cookman's 13 drives resulting in touchdowns this season, eight have lasted less than three minutes and six lasted two minutes or less.

ROAD WARRIORS

- Bethune-Cookman has won six straight MEAC games on the road, which leads the league – Hampton and North Carolina A&T are second with just one. The Wildcats' last road loss occurred on Oct. 8, 2011, at North Carolina A&T (22-3) – the only conference setback in Brian Jenkins' three-year head coaching career.

DIVINE NINE

- For the first time since October 1, 2010 (at Miami), nine (9) different receivers caught passes against Virginia Union last weekend. In that game back in 2011, 10 different Wildcats caught at least one pass against the Hurricanes.

RECORD BREAKERS

- The Wildcats' current roster features two players who have etched their names on a prestigious rushing list. SR RB **Isidore Jackson** is chasing several school records, including rushing yards and touchdowns. SR WR **Eddie Poole** chases the all-time receiving yards and receptions mark.

NON-CONFERENCE SUCCESS

- Since 2010, Bethune-Cookman is 8-3 in regular season, out-of-conference contests, earning notable victories against the likes of Florida International University (FBS member in 2013), Alabama State and Prairie View A&M in the MEAC/SWAC Challenge (2011, 2012). Two of the three losses have come against FBS opponent Miami (Fla.) out of the Atlantic Coast Conference. Thus, the lone non-conference loss for the Cats since 2010 came last season to Tennessee State in Daytona Beach, Fla. on the heels of a 21-14 setback.

BIG RUSHING ATTACK

- In 2012, Bethune-Cookman averaged 244 rushing yards per game, giving the Wildcats an average of 251.3 on the ground the last two seasons. That's the most in consecutive years since 2002-03.
- Both of B-CU's regular rotation running backs of **Isidore Jackson** (5.6) and **Rodney Scott** (4.5) averaged 4.5 yards or better per carry last season.

FOUR-PUNCH COMBO

- Bethune-Cookman produced 39 touchdowns last season – running back Isidore Jackson (12), wide receiver Eddie Poole (5), quarterback Brodrick Waters (5) and fellow QB Quentin Williams (3) combined for 64 percent of them.

THE GRIND

- The original series The Grind, written and produced by The CatEye Network, made its debut last week with rave reviews. Check out BCUathletics.com for the latest show as well as previously archived shows.

SCHEDULE

- As usual, B-CU's 2013 schedule is challenging. Not only do the Wildcats face a pair of FCS opponents in FIU and Florida State, but another key non-conference match-up includes the season-opening visit to OVC foe Tennessee State. The TSU Tigers finished just outside the Top 25 polls a season ago, and were on the verge of claiming the first OVC crown in more than a decade. The contest against the Tigers will be played as part of the John Merritt Classic in the 63,000-seat L.P. Field — home of the TSU Tigers and Tennessee Titans of the National Football League. B-CU plays five home games at Municipal Stadium in 2013. The Cats welcome Virginia Union out of the CIAA, as well as MEAC contests against Savannah State, Norfolk State, South Carolina State (Homecoming) and Hampton. In fact, Bethune-Cookman will open the year with five of its first six games away from Daytona Beach, including a four-game stretch at FIU, FSU, Delaware State and Howard stretching into mid-October. As always, the regular season slate concludes with the annual Florida Blue Florida Classic against rival Florida A&M at the Citrus Bowl in Orlando, Fla. B-CU's Homecoming game against S.C. State is one of the most anticipated Homecoming tickets in nearly a decade, and is expected to sell out in the coming weeks.

THEY'RE STAYING PUT

- For the first time in the **Brian Jenkins** era, the entire coaching staff from the 2012 campaign is back in place. This small facet is a big deal to Jenkins. For assistant coach **Terry Williams** and Chief of Operations **Jeff Fagan**, they have been with the program since the Alvin Wyatt years.

#30SOMETHING

- This season, Bethune-Cookman has scored 30 or more points in two of three games, the last two contests in fact.
- In each of its 9 wins a season ago, Bethune-Cookman has scored at least 20 points, including 5 wins when scoring 30+ points – all but one of those games coming in MEAC play.
- The Wildcats have won 21 straight games when scoring 30+ points and are 26-1 in their last 27 games.
- Bethune-Cookman's last loss when scoring 30+ in a game? Nov. 22, 2008 – a 58-35 loss against Florida A&M in Orlando, Fla.

POOLE KEEPS STREAKING

- Senior receiver **Eddie Poole** caught a pass in the first quarter against FIU, continuing his consecutive games with a catch streak at 38 games, which stretches his entire career with the Wildcats after transferring from Rutgers.

CARY ME HOME

- RB **Cary White's** combined with newcomer **Drexler Dixon** to pound the running attack against FIU last weekend. White finished the game with a team second-best 69 yards on just eight carries and registering two touchdowns — including a 43-yarder that put the Cats up 28-7 late in the third quarter.

MEDIA INFORMATION

COVERING THE WILDCATS

Interview requests for players and coaches after practice must be submitted by Noon the previous day. Member members wishing to write feature stories should submit feature story requests to **Bryan J. Harvey** (harveyb@cookman.edu) by 3 p.m. Sunday.

Harvey and the Bethune-Cookman Communications Staff will make every effort to schedule a separate time to accommodate those requests. Because of time constraints and academic/meeting obligations, media members may only request two (2) student-athletes and/or assistant coaches for post-practice interviews.

MEAC TELECONFERENCE

Bethune-Cookman head coach **Brian Jenkins** and the league's other 11 coaches will be featured on a weekly teleconference each Tuesday during the 2013 football season from 10 a.m. to 11:43 a.m., beginning Aug. 27, and concluding Dec. 3.

Each coach will have 10 minutes to make an opening statement and answer questions. There will be an audio file available of each teleconference on the Conference's official website (MEACsports.com) each Wednesday afternoon as well as a written transcript of the call.

Jenkins' schedule time is 10:23 a.m. to 10:33 a.m. ET each Tuesday. Media representatives wishing to participate in the teleconference should contact the MEAC Media Relations Office.

SCHEDULE OF COACHES:

10 a.m.	MEAC Notes
10:03 a.m.	Donald Hill-Eley (Morgan State)
10:13 a.m.	Earl Holmes (Florida A&M)
10:23 a.m.	Brian Jenkins (Bethune-Cookman)
10:33 a.m.	Kermit Blount (Delaware State)
10:43 a.m.	Rayford Petty (Howard)
10:53 a.m.	Pete Adrian (Norfolk State)
11:03 a.m.	Donovan Rose (Hampton)
11:13 a.m.	Earnest Wilson (Savannah State)
11:23 a.m.	Buddy Pough (South Carolina State)
11:33 a.m.	Rod Broadway (North Carolina A&T)
11:43 a.m.	Dwayne Foster (North Carolina Central)

B-CU MEDIA EMAIL LIST

Releases Available via Email

Media members interested in receiving Bethune-Cookman football releases via email should send requests to **Bryan J. Harvey** (harveyb@cookman.edu) and **Michael Stambaugh** (stambaughm@cookman.edu).

Game Day Media Policies

Only working media will be admitted to the Municipal Stadium press box. Seats will be issued according to the following criteria:

- State newspapers by circulation, wire services, national publications, newspapers from opponent's area and student newspapers from B-CU and opposing schools.
- Other daily newspapers, with preference to those that regularly cover B-CU.
- Radio and TV personnel not broadcasting, but considering reporting.
- Non-daily newspapers, with preference to those which regularly cover Bethune-Cookman Football.
- Professional football scouts.
- Freelance and/or non-daily writers may be asked to produce copies of actual publications in which their work has appeared. In some cases, these materials will be required as verification of the writers' status.

TAKE YOUR PICK

- The Bethune-Cookman defense has registered an interception in 20 of the last 22 games. The Cats had the longest streak in the nation at 17 games prior to last season's *Florida Blue Florida Classic* against FAMU when they failed to collect an INT.
- The Wildcats defense has registered interception returns for touchdown in each of its last two contests.

RETURN TO SENDER

- Senior DB **Tim Burke** recorded his third career interception against FIU, returning it 92 yards for the fourth-longest INT return in school history, and marking his first career interception return for touchdown.
- With interceptions by DE **Erik Williams** and DB **Nick Addison** each going for touchdowns against Virginia Union, the Bethune-Cookman defense accomplished something it hadn't done in more than 15 years...collected two INT returns for touchdowns in the same game.

EXPLOSION PLAYS

- In 2012, Bethune-Cookman accumulated 47 "explosion plays" of 25 yards or more from scrimmage. Of that number, the Wildcats return 11 players in 2013 who accounted for 35 of those "big plays," including seven by SR RB **Isidore Jackson** and four from SR WR **Eddie Poole**. A staple of Bethune-Cookman's "Speedway" offensive attack, the Wildcats have averaged five "explosion plays" per game since the Miami game last season.

58 - Jordan rush at FIU*

47 - Jackson rush vs. Virginia Union

44 - Poole rec. vs. Virginia Union

43 - White rush at FIU

33 - Cleckley rec. at Tennessee State

* indicates touchdown

2013 BETHUNE-COOKMAN UNIFORM SYSTEM

- The Wildcats are taking the field this year wearing the MEAC's mandatory Russell apparel, but the combinations — including the helmets, will not be decided until game time each week by the players. The combinations last year had fans begging for more, and the combinations this year are sure to be just as exciting. Here's a breakdown of this combinations game-by-game:

WK	Helmet	Jersey	Pants
1	White	White	Maroon
2	Black	Maroon	Maroon
3	White	White	White

FUN FACT I

- For the second year in a row, Bethune-Cookman will play six "State" opponents, and open with a "State" foe as well. B-CU holds a record of 21-9 all-time in season-openers versus "State" opponents. In fact, the Cats are 10-0 in those contests since 1992.

LESS THAN A CENTURY

- The Bethune-Cookman defense limited the FIU offense to just 73 rushing yards, as well as Virginia Union to just 95 yards rushing in the game. The Wildcats have allowed just Tennessee State to top the 100 yard mark rushing, and has allowed just a single rushing TD all season (vs. Virginia Union).

EJECTION BY THE NEW RULE

- Virginia Union defensive back Jean Bellot was ejected with 14:51 remaining in the fourth quarter for launching into B-CU return man **Darian Baker** on a kickoff return.

ON TV

- B-CU is one of the Mid-Eastern Athletic Conference's most televised teams annually, and this year proves to be no exception. The Wildcats have appeared in no less than three televised games each season since 2010, and this year's schedule will see five nationally broadcast games. Tennessee State, Florida State, North Carolina Central and Florida A&M will all be a part of the ESPN family of networks, while the FIU game is slated for a Fox Sports broadcast.

JACKSON, RICHARDSON NAMED TO CFPA WATCH LIST

- Senior running back **Isidore Jackson** and junior defensive lineman **LeBrandon Richardson** are among the names listed on the 2013 CFPA National Performer of the Year Watch List.
- Jackson and Richardson are two of seven FCS players from HBCUs on the 2013 National Performer of the Year Watch List by College Football Performance Award. The two players join Isaiah Crowell (Alabama State), Robert



2013 MEAC Standings

	Conf.		Overall		Stk
	W	L	W	L	
(25) Bethune-Cookman	0	0	3	0	W3
N.C. A&T	0	0	2	0	W6
N.C. Central	0	0	2	1	W2
Howard	0	0	1	2	L1
Florida A&M	0	0	1	2	L2
Savannah State	0	0	1	2	W1
Hampton	0	0	0	3	L3
Morgan State	0	0	0	3	L9
S.C. State	0	0	1	2	W1
Delaware State	0	0	0	2	L3
Norfolk State	0	0	0	2	L2

Week 4 Schedule

Saturday, Sept. 21

Florida A&M at Ohio State, Noon (BTN)

Towson at N.C. Central, 2 p.m.

Delaware State at North Dakota State, 3:30 p.m.

S.C. State at Benedict, 4 p.m.

Charleston Southern at Norfolk State, 4 p.m.

Bethune-Cookman at Florida State, 6 p.m. (ESPN3)

Hampton at Coastal Carolina, 6 p.m.

Morgan State at Western Kentucky, 6 p.m.

Savannah State at Miami (Fla.), 7 p.m. (ESPN3)

All times Eastern Standard

2013 MEAC Preseason Poll

1. Bethune-Cookman (16) 145
2. South Carolina State (2) 365
3. North Carolina A&T 302
4. North Carolina Central 260
5. Florida A&M 250
6. Howard 227
7. Norfolk State (1) 22
8. Delaware State 201
9. Hampton (1) 196
10. Morgan State 113
11. Savannah State (1) 52



QUICK FACTS

UNIVERSITY INFORMATION

Location	Daytona Beach, Fla.
Enrollment	3,578
Founded	1904
Nickname	Wildcats
Colors	Maroon (PMS 209) and Gold (PMS 130)
President	Dr. Edison O. Jackson
Director of Athletics	Lynn W. Thompson
Conference	Mid-Eastern Athletic (MEAC)
Stadium / Capacity	Municipal Stadium / 9,601
Press Box Phone	386-671-8968/8973
Ticket Office Phone	386-481-2465

COACHING STAFF

Head Coach	Brian Jenkins
Record at B-CU	29-8 (4th season)
Career Record	29-8 (4th season)
Asst. HC / Special Teams / Safeties	Terry Sims
Assoc. HC / Def. Coord. / LBs	Charles "Yogi" Jones
Offensive Coord. / QBs	Jim Pry
Cornerbacks	Terry Williams
Defensive Line / Recruiting Coord. (JuCo)	Earl Lane
Offensive Line	John Powers
Tight Ends / Recruiting Coord. (HS)	Lawal McCray
Wide Receivers / Camp Coord.	D.J. McCarthy
Running Backs	Autry L. Denson, Jr.
Asst. Defensive Coach	Keith Little
Graduate Assistant / Offense	Ryan Kobbe
Graduate Assistant / Defense	Sharrick Moore

SUPPORT STAFF

Chief of Staff	Jeff Fagan
Head Strength Coach	Medgar Harrison
Asst. Strength Coach	Adrian Briones
Massage & Recovery	John Schmitz
Media & Video Coordinator	Darian McCaskill
Administrative Assistant to Head Coach	Jocelyn Riley
Head Football Athletic Trainer	Emily Nibelink
Equipment Manager	Michael Humphrey
Operations Staff	Rose Amazan
	Joe Black
	Dominique Rodman
	Briana Jenkins

COMMUNICATIONS (FOOTBALL)

Asst. AD for Communications	Bryan J. Harvey
Cell	757-268-4561
E-mail	harveyb@cookman.edu
Twitter	@SoBeeHarv
Associate Director	Michael Stambaugh
Cell	785-979-5721
E-mail	stambaughm@cookman.edu
Twitter	@BCUathletics
Assistant Director	Dan Ryan
Cell	801-376-6883
E-mail	ryand@cookman.edu
Twitter	@DaytonaDan
Website	www.BCUathletics.com
Football Twitter	@BCUGridIron
Mailing Address	640 Dr. Mary McLeod Bethune Blvd. Office of Athletic Communications Daytona Beach, FL 32114

Simpson (Mississippi Valley State), Lynden Trail (Norfolk State), Qua Cox (Jackson State) and Steven Godbolt III (Tennessee State) are the other HBCU representatives on this year's list.

WILDCATS CONTINUE HIGH APR MARKS

- Bethune-Cookman University finished in the top five of the MEAC in 10 of the 17 sponsored sports, and led the MEAC with the highest APR mark in football, men's cross country, softball and women's golf.
- The school also enjoyed second place rankings in men's basketball, baseball, men's indoor track & field, and men's outdoor track & field. Men's golf and men's tennis each finished fifth in the multi-year rankings.
- Four B-CU teams collected APR scores of .976 or better, including women's golf with a perfect 100 percent academic progress rate (APR).
- Football finished with a .935, allowing them to finish in the top half of the league for that particular sport.

BETHUNE-COOKMAN'S 2013 APR PERCENTAGES	
SPORT	SCORE
Women's Golf	1.000
Men's Cross Country	.990
Softball	.982
Men's Tennis	.976
Baseball	.966
Women's Tennis	.964
Bowling	.962
Volleyball	.956
Men's Outdoor Track & Field	.954
Men's Indoor Track & Field	.953
Men's Basketball	.947
Football	.935
Men's Golf	.924
Women's Cross Country	.923
Women's Indoor Track & Field	.922
Women's Basketball	.922
Women's Outdoor Track & Field	.920

FIND US SOCIALLY

- For all the latest information on Bethune-Cookman Wildcats Football, follow @BCUathletics or @BCUGridIron on Twitter.

2013 BETHUNE-COOKMAN DEPTH CHART • GAME 4 at FLORIDA STATE

OFFENSE (SPREAD)

WR	3	EDDIE POOLE	6-4, 195, Sr.
	15	Jontavious Carter	6-2, 203, Soph.
LT	68	ALEX MONROE	6-5, 305, Sr.
	57	Trevin Huff	6-4, 270, Soph.
LG	53	RASHARD BROWN	6-3, 305, Jr.
	62	Andrew Edouard	6-2, 295, Jr.
C	54	BRIAN DORSEY	6-4, 300, Jr.
	66	Dazzie Morris	6-2, 260, Fr.
RG	77	DARIUSZ BLADEK	6-5, 310, Soph.
	74	Michael J. Jones	6-7, 310, Soph.
RT	65	ANTHONY KIBLER	6-4, 338, Jr.
	57	Trevin Huff	6-4, 270, Soph.
TE	83	JORDAN MURPHY	6-2, 245, Sr.
	6	Justin Henderson	6-2, 240, Jr.
WR	12	PRESTON CLECKLEY	5-8, 170, Sr.
	17	Jhomo Gordon	6-0, 195, Jr.
QB	5	JACKIE WILSON -OR-	6-0, 210, Sr.
	11	BRODRICK WATERS -OR-	5-11, 195, Sr.
	14	QUENTIN WILLIAMS	6-0, 190, Jr.
RB	4	ANTHONY JORDAN	6-0, 220, Jr.
	2	Isidore Jackson	5-10, 205, Sr.
WR	18	ISAAC VIRGIN	6-4, 235, Sr.
	19	Michael D. Jones	6-0, 185, Fr.

DEFENSE (MULTIPLE)

DE	50	LeBRANDON RICHARDSON	6-2, 255, Jr.
	49	Dyron Dye	6-5, 258, Grad.
DT	91	TEVIN TONEY	6-2, 265, Sr.
	44	Branden Bryant	6-1, 295, Jr.
DT	56	RONY BARROW	6-2, 250, Jr.
	99	Dwayne Montgemery	6-5, 253, Jr.
DE	43	ERIK WILLIAMS	6-3, 250, Sr.
	59	Brandin Hudson	6-1, 276, Jr.
SLB	41	NESLEY MARCELLON	6-1, 225, Sr.
	51	Arlen McCray-Nibbs	6-0, 250, Jr.
MLB	1	JARKEVIS FIELDS	6-0, 230, Sr.
	9	Tavarus Dantzler	6-3, 225, Jr.
WLB	16	DONALD SMITH -OR-	6-0, 218, Jr.
	42	RALPH WILLIAMS, JR.	6-1, 240, Jr.
CB	21	TIM BURKE	5-10, 175, Sr.
	36	Marquis Drayton	6-1, 200, Soph.
FS	7	NICK ADDISON	6-2, 180, Jr.
	13	Theodore Howard	5-11, 175, Sr.
SS	10	JAMESON WRIGHT	6-1, 190, Jr.
	22	Joshua Richardson	5-10, 185, Jr.
CB	8	THOMAS FINNIE	5-10, 185, Jr.
	29	Dion Hanks	5-10, 190, Jr.

SPECIALISTS

PK	49	JONATHAN CAGLE	6-3, 175, Soph.
KO	49	JONATHAN CAGLE	6-3, 175, Soph.
P	49	JONATHAN CAGLE	6-3, 175, Soph.
HO	11	BRODRICK WATERS	5-11, 195, Sr.
	12	Preston Cleckley	5-8, 170, Sr.
LS	58	ANDREW FERRIS	6-2, 240, Sr.
	54	Brian Dorsey	6-4, 300, Jr.
SS	58	ANDREW FERRIS	6-2, 240, Sr.
	66	Dazzie Morris	6-2, 260, Fr.
PR	20	JOCELYN BORGELLA	5-8, 180, Soph.
	12	Preston Cleckley	5-8, 170, Sr.
KR	84	DARIAN BAKER	5-10, 174, Fr.
	15	Jontavious Carter	6-2, 203, Soph.

PRONUNCIATION GUIDE

Jarkevis Fields	Jar-KEE-vus
Isidore Jackson	EYES-uh-DOOR
Tavarus Dantzler	Toe-VAR-us DANCE-ler
Jontavious Carter	John-TAY-VEE-us
Atreyu Farrior	Uh-TREY-you
Jhomo Gordon	JOE-moe
Rahdeese Alcutt	Rah-DEE-se
Werley Placide	WHIRL-ee Pluh-SEED
Jarontay Jones	Jar-RON-tay
Josue Joseph	JOE-sue
Uriah Horne	YOU-rye-uh
Dariusz Bladek	DARE-ee-YOU-sh
Angel LoCicero	Low-SISS-err-ROE



GAME RECAPS

GAME 1 • NASHVILLE, TENN. • LP FIELD			
		23/20 BETHUNE-COOKMAN	12
		TENNESSEE STATE	9
SCAN QR CODE FOR: Photos, Stats, Interviews, Highlights, Game Replay			

GAME NOTES

- WR **Eddie Poole** extended his streak of consecutive games with a reception to 36 as he hauled in a first quarter pass from Jackie Wilson.
- The halftime tie score of 6-6, it marks the first tie score for the Wildcats at the half since the N.C. Central in Daytona Beach. That game was tied at 14, until the Cats broke the game open in the second half for a 42-17 defeat of the Eagles.
- The Wildcats got on the board first on their opening drive of the game, courtesy a 21-yard **Jonathan Cagle** field goal.
- It was Bethune-Cookman's first victory over Tennessee State since 1987.
- TE **Jordan Murphy** was named Offensive MVP.
- LB **Jarkevis Fields** was named Defensive MVP.
- Head coach **Brian Jenkins** improved to 4-0 all-time in season-openers.

STATISTICS

SCORING	1	2	3	4	OT	F
Bethune-Cookman	6	0	0	6	—	12
Tennessee St.	0	6	3	0	—	9

SCORING SUMMARY

1st	7:13	BC	Cagle 21 FG
	2:08	BC	Cagle 30 FG
2nd	11:28	TS	Godfrey 21 FG
	1:48	TS	Godfrey 44 FG
3rd	1:14	TS	Godfrey 26 FG
4th	5:01	BC	Murphy 6 pass from Wilson (Cagle kick blocked)

TEAM STATISTICS	BCU	TSU
FIRST DOWNS	17	14
RUSHES-YARDS (NET)	42-162	38-116
PASSING YDS (NET)	98	132
Passes Comp-Att-Int	10-20-1	13-22-0
TOTAL OFFENSE PLAYS-YARDS	62-260	60-248
Fumble Returns-Yards	0-0	0-0
Punt Returns-Yards	2-41	2-51
Kickoff Returns-Yards	3-99	3-84
Interception Returns-Yards	0-0	1-0
Punts (Number-Avg)	4-27.0	5-30.0
Fumbles-Lost	1-0	2-0
Penalties-Yards	5-35	8-70
Possession Time	28:13	31:47
Third-Down Conversions	4 of 14	8 of 16
Fourth-Down Conversions	3 of 3	0 of 0
Red-Zone Scores-Chances	3-3	3-3

INDIVIDUAL STATISTICS

RUSHING: BCU — Jackson 12-56; Wilson 11-43; Waters 7-34; Jordan 8-26; White 3-7; TEAM 1-(-4). TSU — Hooks 13-47; Broughton 14-45; Leonard 1-31; Davenport 1-0; Butler 9-(-7).

PASSING: BCU — Wilson 7-12-0-54 1 TD; Waters 3-8-1-44. TSU — Butler 13-21-0-132.


RECEIVING: BCU — Murphy 3-35 1 TD; Poole 3-16; Anthony Jordan 2-8; Cleckley 1-33; White 1-6. TSU — Leonard 5-38; Wilson 3-36; Kelly 2-26; Broughton 2-21; Hooks 1-11.

INTERCEPTIONS: BCU — None. TSU — Van Dyke 1-0.

FUMBLES: BCU — TEAM 1-0. TSU — Hooks 1-0; Leonard 1-0.

SACKS (UA-A): BCU — Finnie 1-0; Richardson 1-0; Marcellon 1-0; Fields 1-0. TSU — Shipley 0-1; Evans 0-1.

TACKLES (UA-A): BCU — Richardson 8-2; Fields 6-4; Toney 5-2; Addison 4-1; Marcellon 4-1; Williams, Jr. 3-1. TSU — Thrasher 6-4; Evans 3-5; Harper 2-3; Jackson 4-0; Fitzpatrick 4-0; Godbolt III 4-0; Jackson 3-1.

GAME 2 • DAYTONA BEACH, FLA. • MUNICIPAL STADIUM			
		VIRGINIA UNION	7
		25/23 BETHUNE-COOKMAN	66
SCAN QR CODE FOR: Photos, Stats, Interviews, Highlights, Game Replay			

GAME NOTES

- Eight different receivers caught passes for the Wildcats today, marking the first time that's happened since 2010.
- QB **Quentin Williams'** first carry of the season was a keeper around the left side for a touchdown in the first quarter.
- DE **Erik Williams** returned his first career touchdown came via a 41-yard pickoff on VUU quarterback Shawheem Dowdy in the first quarter.
- WR **Jontavious Carter** hauled in two touchdowns through the air, becoming the first player to register two receiving TDs in a game since **Eddie Poole** (vs. Hampton, 2011).
- Senior WR **Eddie Poole** extended his streak of consecutive games with a reception to 37 as he hauled in a first quarter pass from **Quentin Williams**.
- Jonathan Cagle** has connected on all three of his field goal attempts this season in his rookie debut.

STATISTICS

SCORING	1	2	3	4	OT	F
Virginia Union	0	7	0	0	—	7
Bethune-Cookman	17	21	14	14	—	66

SCORING SUMMARY

1st	9:47	BC	Cagle 20 FG
	5:39	BC	E. Williams 41 INT return (Waters rush)
	0:19	BC	Q. Williams 5 run (Cagle kick blocked)
2nd	8:04	VU	Kelly 1 run (Krepich kick)
	6:09	BC	White 1 run (Cagle kick)
	5:53	BC	Addison 38 INT return (Cagle kick)
	3:32	BC	Jordan 20 run (Cagle kick)
3rd	11:25	BC	Carter 16 pass from Wilson (Cagle kick)
	3:05	BC	Carter 22 pass from Waters (Cagle kick)
4th	6:21	BC	Dixon 12 run (Cagle kick)
	2:11	BC	Michael D. Jones 16 pass from Q. Williams (Cagle kick)

TEAM STATISTICS	VUU	BCU
FIRST DOWNS	14	25
RUSHES-YARDS (NET)	45-95	44-282
PASSING YDS (NET)	87	182
Passes Comp-Att-Int	12-23-3	13-20-1
TOTAL OFFENSE PLAYS-YARDS	182	464
Fumble Returns-Yards	0-0	0-0
Punt Returns-Yards	0-0	3-21
Kickoff Returns-Yards	10-203	1-28
Interception Returns-Yards	1-9	3-79
Punts (Number-Avg)	5-21.0	0-0.0
Fumbles-Lost	2-0	2-0
Penalties-Yards	7-74	10-68
Possession Time	38:11	21:49
Third-Down Conversions	6 of 16	8 of 11
Fourth-Down Conversions	1 of 4	0 of 2
Red-Zone Scores-Chances	1-1	7-8

INDIVIDUAL STATISTICS

RUSHING: VUU — Shaw 14-65; Kelly 19-41; Dowdy 6-3; Parker 1-2; Malone 4-1; Reynoso 1-(-17). BCU — White 8-62; Jackson 6-45; Jordan 6-45; Q. Williams 4-32; Dixon 5-32; Arnold 7-28; Wilson 4-24; Waters 4-14.

PASSING: VUU — Graham 7-14-2-43; Dowdy 5-9-1-44. BCU — Waters 4-8-0-54 1 TD; Wilson 5-7-0-55 1 TD; Q. Williams 4-5-1-73 1 TD.



RECEIVING: VUU — Holmes 4-41; Wright 3-12; Duchenne 1-24; Anderson 1-4; Davis 1-3; Shaw 1-2; Parker 1-1. BCU — Gordon 3-28; Carter 2-38 2 TD; Davis 2-19; Poole 1-44; Michael D Jones 1-161 TD; Virgin 1-14; Jordan 1-9; Lumas 1-7; Murphy 1-7.

INTERCEPTIONS: VUU — Blanks 1-9. BCU — E. Williams 1-41 1 TD; Addison 1-38 1 TD; Richardson 1-0.

FUMBLES: VUU — Dowdy 1-0; Reynoso 1-0. BCU — Wilson 1-0; Waters 1-0.

SACKS (UA-A): VUU — None. BCU — Dye 2-0-12.

TACKLES (UA-A): VUU — Blanks 4-8; Bailey 5-4; Wallace 3-5; Neeley 1-5; Roane 3-2; Elsayed 3-1. BCU — Fields 3-4; Howard 2-5; Dantzer 5-1; Dye 3-3; Smith 2-4; Marcellon 0-6.

GAME 3 • MIAMI, FLA. • FIU STADIUM			
		23/22 BETHUNE-COOKMAN	34
		FIU	13
SCAN QR CODE FOR: Photos, Stats, Interviews, Highlights, Game Replay			

GAME NOTES

- RB **Anthony Jordan's** 150-yards were a career-high, and his 58-yard first-quarter touchdown was the longest run of his career.
- DB **Tim Burke's** 92-yard INT return was the fourth-longest in program history.
- Jordan has scored a touchdown in six of his last eight games.
- The Bethune-Cookman defense has now scored as many touchdowns (3) as it has allowed (3) so far this season.
- The win is the first for B-CU against an FBS opponent, and puts the Wildcats record against FBS opponents at 1-2 all-time.
- The B-CU defense allowed just its first second half touchdown of the year.
- This is B-CU's first 3-0 start since 2010. B-CU had a 4-0 start in 2003 that included a win over FIU in week three, as well as a 9-0 start in 2002 that included a 31-0 win over FIU in week four that same year.

STATISTICS

SCORING	1	2	3	4	OT	F
Bethune-Cookman	7	7	14	6	—	34
FIU	0	7	0	6	—	13

SCORING SUMMARY

1st	11:27	BCU	Jordan 58 run (Cagle kick)
2nd	6:51	FIU	T.J. Lowder 8 pass from Medlock (Taylor kick)
	1:58	BCU	White 5 run (Cagle kick)
3rd	7:46	BCU	Q. Williams 15 run (Cagle kick)
	4:01	BCU	White 43 run (Cagle kick)
4th	14:38	BCU	Burke 92 INT return (Cagle kick blocked)
	7:45	FIU	J. Smith 1 pass from Hilliard (Taylor kick blocked)

TEAM STATISTICS	BCU	FIU
FIRST DOWNS	19	9
RUSHES-YARDS (NET)	52-311	33-73
PASSING YDS (NET)	38	156
Passes Comp-Att-Int	6-11-1	11-18-1
TOTAL OFFENSE PLAYS-YARDS	349	229
Fumble Returns-Yards	0-0	0-0
Punt Returns-Yards	3-16	3-87
Kickoff Returns-Yards	3-69	6-173
Interception Returns-Yards	1-92	1-0
Punts (Number-Avg)	5-42.8	7-34.3
Fumbles-Lost	2-0	1-1
Penalties-Yards	6-60	7-50
Possession Time	34:15	25:45
Third-Down Conversions	4 of 12	3 of 12
Fourth-Down Conversions	1 of 1	1 of 2
Red-Zone Scores-Chances	2-2	2-3

INDIVIDUAL STATISTICS

RUSHING: BCU — Jordan 21-150; White 8-69; Q.

Williams 13-69; Dixon 7-29; Cleckley 1-7; TEAM 2-(-13). FIU — Caldwell 13-38; Spearman 6-21; Coleman 3-6; Medlock 10-5; Satterfield-Rowe 1-3.

PASSING: BCU — Q. Williams 6-11-1-38. FIU — Medlock 9-15-1-149 2 TD; Hilliard 2-3-0-7.

RECEIVING: BCU — Jordan 3-14; Cleckley 2-11; Poole 1-13. FIU — Lowder 6-125; Porter 2-16; J. Smith 2-9; Jasper 1-6.

INTERCEPTIONS: BCU — Burke 1-92. FIU — Miller 1-0.

FUMBLES: BCU — Jordan 2-0. FIU — Spearman 1-0.

SACKS (UA-A): BCU — Barrow 2-0-11; Marcellon 1-0-8; E. Williams 1-0-16. FIU — Francois 1-0-9; Patrick Jean 1-0-4.

TACKLES (UA-A): BCU — Fields 2-4; Addison 2-3; D. Smith 2-3; Drayton 2-3; Barrow 4-0. FIU — Russell 10-4; Hickman 5-3; D. Jones 5-2; Perine 3-1; Luis Rosado 2-2.

2013 STATISTICS (OVERALL: 3-0, MEAC: 0-0, HOME: 1-0, AWAY: 2-0)

RESULTS						2-0 (0-0, MEAC)
DATE	BCU	OPP	OPPONENT	W/L	SCORE	ATT
Sept. 1	23	RV	at Tennessee State	W	12-9	16,108
Sept. 7	25	—	Virginia Union	W	66-7	6,478
Sept. 14	23	—	at FIU	W	34-13	14,957
Sept. 21	19	8	at Florida State			
Oct. 5	—	—	• at Delaware State			
Oct. 12	—	—	• at Howard			
Oct. 19	—	—	• Savannah State			
Oct. 26	—	—	• South Carolina State			
Nov. 2	—	—	• at North Carolina Central			
Nov. 9	—	—	• Norfolk State			
Nov. 16	—	—	• Hampton			
Nov. 23	—	—	• vs. Florida A&M			

TEAM STATISTICS

	BCU	OPP
SCORING	112	29
Points Per Game	37.3	9.7
FIRST DOWNS	61	37
Rushing	43	18
Passing	14	15
Penalty	4	4
RUSHING YARDAGE	755	284
Yards gained rushing	829	405
Yards lost rushing	74	121
Rushing Attempts	138	116
Average Per Rush	5.5	2.4
Average Per Game	251.7	94.7
TDs Rushing	8	1
PASSING YARDAGE	318	375
Comp-Att-Int	29-51-3	36-63-4
Average Per Pass	6.2	6.0
Average Per Catch	11.0	10.4
Average Per Game	106.0	125.0
TDs Passing	4	2
TOTAL OFFENSE	1073	659
Total Plays	189	179
Average Per Play	5.7	3.7
Average Per Game	357.7	219.7
KKICK RETURNS: #-Yards	7-196	19-460
PUNT RETURNS: #-Yards	8-78	5-138
INT RETURNS: #-Yards	4-171	3-9
KICK RETURN AVERAGE	28.0	24.2
PUNT RETURN AVERAGE	9.8	27.6
INT RETURN AVERAGE	42.8	3.0
FUMBLES-LOST	5-0	5-1
PENALTIES-Yards	21-163	22-194
Average Per Game	54.3	64.7
PUNTS-Yards	9-322	17-495
Average Per Punt	35.8	29.1
Net punt average	16.0	24.5
TIME OF POSSESSION/Game	28:06	31:54
3RD-DOWN Conversions	16/37	17/44
3rd-Down Pct	43%	39%
4TH-DOWN Conversions	4/6	2/6
4th-Down Pct	67%	33%
SACKS BY-Yards	10-75	3-17
MISC YARDS	0	0
TOUCHDOWNS SCORED	15	3
FIELD GOALS-ATTEMPTS	3-3	3-4
ON-SIDE KICKS	0-0	0-0
RED-ZONE SCORES	(12-13) 92%	(6-7) 86%
RED-ZONE TOUCHDOWNS	(9-13) 69%	(3-7) 43%
PAT-ATTEMPTS	(11-14) 79%	(2-3) 67%
ATTENDANCE	6478	31065
Games/Avg Per Game	1/6478	2/15532

SCORE BY QUARTERS	1Q	2Q	3Q	4Q	OT	Total
Bethune-Cookman	30	28	28	26	0	112
Opponents	0	20	3	6	0	29

RUSHING	G	ATT	GAIN	LOSS	NET	AVG	TD	LG	YPG
Anthony Jordan	3	35	241	20	221	6.3	2	58	73.7
Cary White	3	19	141	3	138	7.3	3	43	46.0
Quentin Williams	2	17	119	18	101	5.9	2	22	50.5
Isidore Jackson	2	18	108	7	101	5.6	0	47	50.5
Jackie Wilson	2	15	73	6	67	4.5	0	15	33.5
Drexler Dixon	3	12	61	0	61	5.1	1	13	20.3
Brodrick Waters	3	11	51	3	48	4.4	0	14	16.0
D'Vontis Arnold	2	7	28	0	28	4.0	0	7	14.0
Preston Cleckley	3	1	7	0	7	7.0	0	7	2.3
Team	2	3	0	17	-17	-5.7	0	0	-8.5
TOTAL	3	138	829	74	755	5.5	8	58	251.7
OPPONENTS	3	116	405	121	284	2.4	1	31	94.7

PASSING

	G	EFF	C-A-I	PCT	YDS	TD	LG	AVG/G
Jackie Wilson	2	146.08	12-19-0	63.2	109	2	16	54.5
Quentin Williams	2	116.40	10-16-2	62.5	111	1	44	55.5
Brodrick Waters	3	103.32	7-16-1	43.8	98	1	33	32.7
TOTAL	3	123.36	29-51-3	56.9	318	4	44	106.0
OPPONENTS	3	104.92	36-63-4	57.1	375	2	48	125.0

RECEIVING

	G	NO	YDS	AVG	TD	LG	AVG/G
Anthony Jordan	3	6	31	5.2	0	9	10.3
Eddie Poole	3	5	73	14.6	0	44	24.3
Jordan Murphy	3	4	42	10.5	1	15	14.0
Preston Cleckley	3	3	44	14.7	0	33	14.7
Jhomo Gordon	3	3	28	9.3	0	13	9.3
Jontavious Carter	3	2	38	19.0	2	22	12.7
Jawill Davis	3	2	19	9.5	0	11	6.3
Michael D. Jones	3	1	16	16.0	1	16	5.3
Isaac Virgin	3	1	14	14.0	0	14	4.7
Ja-Quan Lumas	1	1	7	7.0	0	7	7.0
Cary White	3	1	6	6.0	0	6	2.0
TOTAL	3	29	318	11.0	4	44	106.0
OPPONENTS	3	36	375	10.4	2	48	125.0

TOTAL OFFENSE

	G	PLAYS	RUSH	PASS	TOTAL	AVG/G
Anthony Jordan	3	35	221	0	221	73.7
Quentin Williams	2	33	101	111	212	106.0
Jackie Wilson	2	34	67	109	176	88.0
Brodrick Waters	3	27	48	98	146	48.7
Cary White	3	19	138	0	138	46.0
Isidore Jackson	2	18	101	0	101	50.5
Drexler Dixon	3	12	61	0	61	20.3
D'Vontis Arnold	2	7	28	0	28	14.0
Preston Cleckley	3	1	7	0	7	2.3
Team	2	3	-17	0	-17	-8.5
TOTAL	3	189	755	318	1073	357.7
OPPONENTS	3	179	284	375	659	219.7

SCORING

	TD	FGs	PAT	RUSH	RCV	PASS	DXP	SAF	PTS
Jonathan Cagle	0	3-3	11-14	0-0	0	0-0	0	0	20
Cary White	3	0-0	0-0	0-0	0	0-0	0	0	18
Anthony Jordan	2	0-0	0-0	0-0	0	0-0	0	0	12
Jontavious Carter	2	0-0	0-0	0-0	0	0-0	0	0	12
Quentin Williams	2	0-0	0-0	0-0	0	0-0	0	0	12
Erik Williams	1	0-0	0-0	0-0	0	0-0	0	0	6
Jordan Murphy	1	0-0	0-0	0-0	0	0-0	0	0	6
Michael D. Jones	1	0-0	0-0	0-0	0	0-0	0	0	6
Nick Addison	1	0-0	0-0	0-0	0	0-0	0	0	6
Tim Burke	1	0-0	0-0	0-0	0	0-0	0	0	6
Drexler Dixon	1	0-0	0-0	0-0	0	0-0	0	0	6
Brodrick Waters	0	0-0	0-0	1-1	0	0-0	0	0	2
TOTAL	15	3-3	11-14	1-1	0	0-0	0	0	112
OPPONENTS	3	3-4	2-3	0-0	0	0-0	0	0	29



2013 STATISTICS (OVERALL: 3-0, MEAC: 0-0, HOME: 1-0, AWAY: 2-0)

PUNT RETURNS

	NO	YDS	AVG	TD	LG
Preston Cleckley	6	64	10.7	0	34
Jocelyn Borgella	1	14	14.0	0	0
Darian Baker	1	0	0.0	0	0
TOTAL	8	78	9.8	0	34
OPPONENTS	5	138	27.6	0	42

KICK RETURNS

	NO	YDS	AVG	TD	LG
Darian Baker	3	93	31.0	0	41
Michael D Jones	3	75	25.0	0	28
Jontavious Carter	1	28	28.0	0	28
TOTAL	7	196	28.0	0	41
OPPONENTS	19	460	24.2	0	56

INTERCEPTIONS

	NO	YDS	AVG	TD	LG
Nick Addison	1	38	38.0	1	38
Tim Burke	1	92	92.0	1	92
Joshua Richardson	1	0	0.0	0	0
Erik Williams	1	41	41.0	1	41
TOTAL	4	171	42.8	3	92
OPPONENTS	3	9	3.0	0	9

FUMBLE RETURNS

	NO	YDS	AVG	TD	LG
TOTAL	0	0	0.0	0	0
OPPONENTS	0	0	0.0	0	0

ALL-PURPOSE YARDS

	G	RUSH	REC	PR	KR	IR	TOT	AVG/G
Anthony Jordan	3	221	31	0	0	0	252	84.0
Cary White	3	138	6	0	0	0	144	48.0
Preston Cleckley	3	7	44	64	0	0	115	38.3
Quentin Williams	2	101	0	0	0	0	101	50.5
Isidore Jackson	2	101	0	0	0	0	101	50.5
Darian Baker	3	0	0	0	93	0	93	31.0
Tim Burke	3	0	0	0	0	92	92	30.7
Michael D Jones	3	0	16	0	75	0	91	30.3
Eddie Poole	3	0	73	0	0	0	73	24.3
Jackie Wilson	2	67	0	0	0	0	67	33.5
Jontavious Carter	3	0	38	0	28	0	66	22.0
Drexler Dixon	3	61	0	0	0	0	61	20.3
Brodrick Waters	3	48	0	0	0	0	48	16.0
Jordan Murphy	3	0	42	0	0	0	42	14.0
Erik Williams	3	0	0	0	0	41	41	13.7
Nick Addison	3	0	0	0	0	38	38	12.7
D'Vontis Arnold	2	28	0	0	0	0	28	14.0
Jhomo Gordon	3	0	28	0	0	0	28	9.3
Jawill Davis	3	0	19	0	0	0	19	6.3
Jocelyn Borgella	3	0	0	14	0	0	14	4.7
Isaac Virgin	3	0	14	0	0	0	14	4.7
Ja-Quan Lumas	1	0	7	0	0	0	7	7.0
Team	2	-17	0	0	0	0	-17	-8.5
TOTAL	3	755	318	78	196	171	1518	506.0
OPPONENTS	3	284	375	138	460	9	1266	422.0

PUNTING

	NO	YDS	AVG	LG	TB	FC	I20	50+	BLK
Jonathan Cagle	8	322	40.2	56	2	0	2	1	0
Team	1	0	0.0	0	0	0	0	0	1
TOTAL	9	322	35.8	56	2	0	2	1	1
OPPONENTS	17	495	29.1	58	0	1	2	0	1

FIELD GOALS

	FG	PCT	0-19	20-29	30-39	40-49	50-99	LG	BLK
Jonathan Cagle	3-3	100.0	0-0	2-2	1-1	0-0	0-0	30	0

FIELD GOAL SEQUENCE

	B-CU	OPPONENTS
at Tennessee State	(21),(30)	(21),(44),(26),49
Virginia Union	(20)	-
at FIU	-	-

KICKOFFS

	NO	YDS	AVG	LG	OB	RET	NET	YDLN
Jonathan Cagle	21	1189	56.6	0	0			
TOTAL	21	1189	56.6	0	0	460	34.7	30
OPPONENTS	9	536	59.6	1	0	196	35.0	30

2013 STATISTICS (OVERALL: 3-0, MEAC: 0-0, HOME: 1-0, AWAY: 2-0)

DEFENSIVE STATISTICS

	GP	UA	AT	TT	TFL-YDS	SACK-YDS	INT-YDS	PBU	QBH	FR-YDS	FF	BLK	SAF
Jarkevis Fields	3-3	11	12	23	1.0-10	1.0-10
Nesly Marcellon	3-2	7	8	15	4.5-23	2.0-17	.	.	1
LeBrandon Richardson	3-3	9	5	14	2.5-10	1.0-5	.	.	2	.	1	.	.
Nick Addison	3-3	8	6	14	1.5-2	.	1-38
Tevin Toney	3-3	7	6	13	3.0-8
Donald Smith	3-3	5	7	12	1	.	.
Tavarus Dantzler	3-0	7	2	9
Ralph Williams, Jr.	2-0	3	6	9
Dyron Dye	3-0	5	3	8	2.5-12	2.0-12
Rony Barrow	3-2	7	1	8	2.0-11	2.0-11	.	.	2
Tim Burke	3-3	6	2	8	.	.	1-92	2
Thomas Finnie	3-2	5	2	7	1.0-4	1.0-4	.	1
Michael D Jones	3-0	4	3	7
Marquis Drayton	3-2	4	3	7	.	.	.	1
Theodore Howard	3-0	2	5	7	0.5-1
Jocelyn Borgella	3-0	3	2	5	1	.
Jameson Wright	3-1	2	3	5
Rahdeese Alcutt	3-0	1	3	4
Terry Harden	3-0	3	1	4
Drexler Dixon	3-0	4	.	4
Rakeem Knight	3-0	2	2	4	1.5-2	.	.	1	.	1-0	.	.	.
Brian Bruton	2-0	1	2	3	0.5-1
Brandin Hudson	1-0	1	2	3	0.5-0
Erik Williams	3-3	2	1	3	2.0-19	1.0-16	1-41
Jarontay Jones	2-0	1	2	3	1	.
Dion Hanks	3-0	1	1	2	0.5-1
Branden Bryant	3-0	2	.	2	1.0-17	.	.	.	1
Jonathan Cagle	3-0	1	1	2
Junior Estelus	2-0	1	1	2	0.5-1
Dwayne Montgomery	3-0	.	1	1
Isaac Virgin	3-3	1	.	1
Preston Cleckley	3-3	1	.	1
Andrew Ferris	2-0	1	.	1
Mark Brown	1-0	.	1	1
Tyree Green	2-0	1	.	1
Joshua Richardson	3-1	1	.	1	.	.	1-0
Ty're Simmons	1-0	1	.	1
D'Vontis Arnold	2-0	.	1	1
Justin Henderson	2-0	.	1	1
TOTAL	3-0	121	96	217	25-122	10-75	4-171	5	6	1-0	2	2	.
OPPONENTS	3-0	118	78	196	16.0-45	3-17	3-9	4	4	.	1	4	.



2013 STATISTICS (OVERALL: 3-0, MEAC: 0-0, HOME: 1-0, AWAY: 2-0)

GAME	FINAL	QUARTERS					1ST DOWNS		RUSHING		PASSING			TOT OFF	PUNTS	PENALTY		3RD	4TH	RED	SACKS	FIELD	POSSESSION TIME				
	SCORE	1	2	3	4	OT	R-P	P-E	TOT	NO-YDS-TD	C-A-I	YDS	TD	ATT-YDS	NO-AVG	F-FL	NO-YDS	DNS	DNS	ZONE	NO-YDS	GOALS	1	2	3	4	TOT
Bethune-Cookman	12	6	0	0	6		12-4-1	17	42-162-0	10-20-1	98	1	62-260	4-27.0	1-0	5-35	4-14	3-3	3-3	4-28	2-2	8:49	5:12	4:38	9:34	28:13	
at Tennessee State	9	0	6	3	0		6-7-1	14	38-116-0	13-22-0	132	0	60-248	5-30.0	2-0	8-70	8-16	0-0	3-3	1-4	3-4	6:11	9:48	10:22	5:26	31:47	
Bethune-Cookman	66	17	21	14	14		15-8-2	25	44-294-4	13-20-1	182	3	64-464	0-0.0	2-0	10-68	8-11	0-2	7-8	2-12	1-1	4:27	3:12	6:14	7:56	21:49	
Virginia Union	7	0	7	0	0		9-3-2	14	45-95-1	12-23-3	87	0	68-182	5-21.0	2-0	7-74	6-16	1-4	1-1	0-0	0-0	10:33	11:48	8:46	7:04	38:11	
Bethune-Cookman	34	7	7	14	6		16-2-1	19	52-311-4	6-11-1	38	0	63-349	5-42.8	2-0	6-60	4-12	1-1	2-2	4-35	0-0	6:55	8:53	10:09	8:18	34:15	
at FIU	13	0	7	0	6		3-5-1	9	33-73-0	11-18-1	156	2	51-229	7-34.3	1-1	7-50	3-12	1-2	2-3	2-13	0-0	8:05	6:07	4:51	6:42	25:45	

Bethune-Cookman

at Florida State

Bethune-Cookman

at Delaware State

Bethune-Cookman

at Howard

Bethune-Cookman

Savannah State

Bethune-Cookman

South Carolina State

Bethune-Cookman

at N.C. Central

Bethune-Cookman

Norfolk State

Bethune-Cookman

Hampton

Bethune-Cookman

vs. Florida A&M

GAME-BY-GAME OFFENSIVE STARTERS

	WR	LT	LG	C	RG	RT	WR	WR	QB	RB	RB
at Tennessee St.	Poole	Monroe	Brown	Dorsey	Bladek	Kibler	Gordon	Cleckley	Waters	Virgin (TE)	White
Virginia Union	Poole	Monroe	Brown	Dorsey	Bladek	Kibler	Virgin (TE)	Cleckley	Wilson	Jackson	Jordan
at FIU	Poole	Monroe	Brown	Dorsey	Bladek	Kibler	Gordon	Cleckley	Williams	Virgin (TE)	Jordan

at Florida State

at Delaware St.

at Howard

Savannah State

S.C. State

at N.C. Central

Norfolk State

Howard

vs. Florida A&M

GAME-BY-GAME DEFENSIVE STARTERS

	DE	DT	DT	DE	OLB	MLB	OLB	CB	S	S	CB
at Tennessee St.	Richardson	Toney	Brown	Williams	Marcellon	Fields	Smith	Burke	Richardson	Addison	Drayton
Virginia Union	Richardson	Toney	Barrow	Williams	Pryor	Fields	Smith	Burke	Addison	Wright	Finnie
at FIU	Richardson	Toney	Barrow	Williams	Marcellon	Fields	Smith	Burke	Addison	Drayton	Finnie

at Florida State

at Delaware St.

at Howard

Savannah State

S.C. State

at N.C. Central

Norfolk State

Hampton

vs. Florida A&M

2013 STATISTICS (OVERALL: 3-0, MEAC: 0-0, HOME: 1-0, AWAY: 2-0)

GAME-BY-GAME PASSING

JACKIE WILSON	COMP	ATT	INT	PCT	YDS	TD	LG	SACKS	EFF	BRODRICK WATERS	COMP	ATT	INT	PCT	YDS	TD	LG	SACKS	EFF
at Tennessee State	7	12	0	58.3	54	1	15	1	123.6	at Tennessee State	3	8	1	37.5	44	0	33	0	58.7
Virginia Union	5	7	0	71.4	55	1	16	0	184.6	Virginia Union	4	8	0	50.0	54	1	22	0	147.9
at FIU	DNP									at FIU	DNP								
at Florida State										at Florida State									
at Delaware State										at Delaware State									
at Howard										at Howard									
Savannah State										Savannah State									
South Carolina State										South Carolina State									
at North Carolina Central										at North Carolina Central									
Norfolk State										Norfolk State									
Hampton										Hampton									
vs. Florida A&M										vs. Florida A&M									

QUENTIN WILLIAMS	COMP	ATT	INT	PCT	YDS	TD	LG	SACKS	EFF
at Tennessee State	DNP								
Virginia Union	4	5	1	80.0	73	1	44	0	228.6
at FIU	6	11	1	54.5	38	0	13	2	65.4
at Florida State									
at Delaware State									
at Howard									
Savannah State									
South Carolina State									
at North Carolina Central									
Norfolk State									
Hampton									
vs. Florida A&M									

GAME-BY-GAME RUSHING (No.-Yards-TDs)

	NO-YDS-TD	TSU	VUU	FIU	FSU	DSU	HOW	SSU	SCSU	NCCU	NSU	HAM	FAMU
Isidore Jackson	18-101-0	12-56-0	6-45-0	DNP									
Anthony Jordan	14-71-1	8-26-0	6-45-1	21-150-1									
Cary White	11-69-1	3-7-0	8-62-1	8-69-2									
Jackie Wilson	15-67-0	11-43-0	4-24-0	DNP									
Brodrick Waters	11-48-0	7-34-0	4-14-0	-									
Drexler Dixon	5-32-1	-	5-32-1	7-29-0									
Quentin Williams	4-32-1	DNP	4-32-1	13-69-1									
D'Vontis Arnold	7-28-0	-	7-28-0	DNP									
Team	1-(-4)-0	1-(-4)-0	DNP	2-(-13)									

GAME-BY-GAME RECEIVING (No.-Yards-TDs)

	NO-YDS-TD	TSU	VUU	FIU	FSU	DSU	HOW	SSU	SCSU	NCCU	NSU	HAM	FAMU
Eddie Poole	4-60-0	3-16-0	1-44-0	1-13-0									
Jordan Murphy	4-42-1	3-35-1	1-7-0	-									
Jontavious Carter	2-38-2	-	2-38-2	-									
Preston Cleckley	1-33-0	1-33-0	-	2-11-0									
Jhomo Gordon	3-28-0	-	3-28-0	-									
Jawill Davis	2-19-0	-	2-19-0	-									
Anthony Jordan	3-17-0	2-8-0	1-9-0	3-14-0									
Michael D Jones	1-16-1	-	1-16-1	-									
Isaac Virgin	1-14-0	-	1-14-0	-									
Ja-Quan Lumas	1-7-0	DNP	1-7-0	DNP									
Cary White	1-6-0	1-6-0	-	-									

GAME-BY-GAME PUNTING

JONATHAN CAGLE	NO	YDS	AVG	LG	I20	TB	50+	60+
at Tennessee State	3	108	36.0	44	1	1	0	0
Virginia Union	-	-	-	-	-	-	-	-
at FIU	5	214	42.8	56	1	1	1	0
at Florida State								
at Delaware State								
at Howard								
Savannah State								
South Carolina State								
at North Carolina Central								
Norfolk State								
Hampton								
vs. Florida A&M								

GAME-BY-GAME KICKING

JONATHAN CAGLE	PAT	ATT	PCT	FG	FGA	PCT	LG	PTS
at Tennessee State	0	1	.000	2	2	1.000	30	6
Virginia Union	7	8	.785	1	1	1.000	20	10
at FIU	4	5	.800	-	-	-	-	4
at Florida State								
at Delaware State								
at Howard								
Savannah State								
South Carolina State								
at North Carolina Central								
Norfolk State								
Hampton								
vs. Florida A&M								



2013 STATISTICS (OVERALL: 3-0, MEAC: 0-0, HOME: 1-0, AWAY: 2-0)

GAME-BY-GAME TACKLES (UT-AT-TT)

	UT-AT-TT	TSU	VUU	FIU	FSU	DSU	HOW	SSU	SCSU	NCCU	NSU	HAM	FAMU
Jarkevis Fields	11-12-23	6-4	3-4	2-4									
Nesly Marcellon	7-8-15	4-1	0-6	3-1									
LeBrandon Richardson	9-5-14	8-2	0-2	1-1									
Nick Addison	8-6-14	4-1	2-2	2-3									
Tevin Toney	7-6-13	5-2	1-3	1-1									
Donald Smith	5-7-12	1-0	2-4	2-3									
Ralph Williams	3-6-9	3-1	0-5	DNP									
Tavarus Dantzler	7-2-9	-	5-1	2-1									
Tim Burke	6-2-8	2-0	2-2	2-0									
Dyron Dye	5-3-8	1-0	3-3	1-0									
Rony Barrow	7-1-8	2-0	1-1	4-0									
Thomas Finnie	5-2-7	2-1	0-1	3-0									
Theodore Howard	2-5-7	-	2-5	-									
Michael D. Jones	4-3-7	1-1	1-2	2-0									
Marquis Drayton	4-3-7	2-0	-	2-3									
Jocelyn Borgella, Jr.	3-2-5	1-0	2-2	-									
Jameson Wright	2-3-5	1-0	1-3	-									
Rahdeese Alcutt	1-3-4	-	0-3	1-0									
Drexler Dixon	4-0-4	-	2-0	2-0									
Terry Harden	3-1-4	-	2-1	1-0									
Rakeem Knight	2-2-4	1-1	1-0	0-1									
Erik Williams	2-1-3	-	1-0	1-1									
Brandin Hudson	1-2-3	DNP	1-2	DNP									
Jarontay Jones	1-2-3	DNP	1-1	0-1									
Brian Bruton	1-2-3	DNP	0-2	1-0									
Jonathan Cagle	1-1-2	-	0-1	1-0									
Junior Estelus	1-1-2	-	1-1	DNP									
Branden Bryant	2-0-2	1-0	1-0	-									
Dion Hanks	1-1-2	-	-	1-1									
Andrew Ferris	1-0-1	-	DNP	1-0									
D'Vontis Arnold	0-1-1	0-1	-	DNP									
Tyree Green	1-0-1	-	DNP	1-0									
Joshua Richardson	1-0-1	-	-	1-0									
Isaac Virgin	1-0-1	1-0	-	-									
Justin Henderson	0-1-1	0-1	DNP	-									
Dwayne Montgomery	0-1-1	-	0-1	-									
Ty're Simmons	1-0-1	DNP	1-0	DNP									
Preston Cleckley	1-0-1	-	1-0	-									
Mark Brown	0-1-1	DNP	DNP	0-1									

GAME-BY-GAME TACKLES FOR LOSS (TFL-YDS)

	TFL-YDS	TSU	VUU	FIU	FSU	DSU	HOW	SSU	SCSU	NCCU	NSU	HAM	FAMU
Nesly Marcellon	4.5-23	2.0-10	0.5-4	2.0-9									
Tevin Toney	3.0-8	2.0-6	1.0-2	-									
L. Richardson	2.5-10	1.0-5	1.0-5	0.5-0									
Dyron Dye	2.5-12	-	2.5-12	-									
Rony Barrow	2.0-11	-	-	2.0-11									
Erik Williams	2.0-19	-	1.0-3	1.0-16									
Rakeem Knight	1.5-2	-	1.0-1	0.5-1									
Nick Addison	1.5-2	-	-	1.5-2									
Branden Bryant	1.0-17	-	1.0-17	-									
Jarkevis Fields	1.0-10	1.0-10	-	-									
Thomas Finnie	1.0-4	1.0-4	-	-									
Dion Hanks	0.5-1	-	-	0.5-1									
Junior Estelus	0.5-1	-	0.5-1	DNP									
Brandin Hudson	0.5-1	DNP	0.5-1	DNP									
Brian Bruton	0.5-1	DNP	0.5-1	-									
Theodore Howard	0.5-1	-	0.5-1	-									

GAME-BY-GAME SACKS (SACKS-YDS)

	SACKS-YDS	TSU	VUU	FIU	FSU	DSU	HOW	SSU	SCSU	NCCU	NSU	HAM	FAMU
Nesly Marcellon	2.0-17	1.0-9	-	1.0-8									
Rony Barrow	2.0-11	-	-	2.0-11									
Dyron Dye	2.0-12	-	2.0-12	-									
Thomas Finnie	1.0-4	1.0-4	-	-									
Erik Williams	1.0-16	-	-	1.0-16									
Jarkevis Fields	1.0-10	1.0-10	-	-									
L. Richardson	1.0-5	1.0-5	-	-									

2013 STATISTICS (OVERALL: 3-0, MEAC: 0-0, HOME: 1-0, AWAY: 2-0)

SCORING DRIVES

OPPONENT	PLAYS	YDS	DRIVE		QTR/	DRIVE		PLAY
			TIME	CLOCK		START		
at Tennessee State	10	59	4:57	1st/7:13	BC37			Cagle 21 FG
at Tennessee State	9	28	3:52	1st/2:08	TS41			Cagle 30 FG
at Tennessee State	12	71	5:44	4th/5:01	BC29			Murphy 6 pass from Wilson
Virginia Union	7	13	2:37	1st/9:47	VU16			Cagle 20 FG
Virginia Union				1st/5:39				E. Williams 41 interception return
Virginia Union	4	46	0:26	1st/0:19	VU46			Q. Williams 5 run
Virginia Union	6	68	1:47	2nd/6:09	BC32			White 1 run
Virginia Union				2nd/5:53				Addison 38 interception return
Virginia Union	3	45	1:07	2nd/3:32	VU45			Jordan 20 run
Virginia Union	11	75	3:35	3rd/11:25	BC25			Carter 16 pass from Wilson
Virginia Union	8	65	2:39	3rd/3:05	BC35			Carter 22 pass from Waters
Virginia Union	7	45	2:45	4th/6:21	VU45			Dixon 12 run
Virginia Union	4	50	1:56	4th/2:11	50			M.D. Jones 16 pass from Williams
AVERAGE DRIVE	7.4	51.4	2:51					

DRIVES SUPERLATIVES

MOST PLAYS:	13 at FIU	FEWEST PLAYS:	1, twice
MOST YARDS:	91 at FIU	FEWEST YARDS:	(-1) at Tennessee State
LONGEST TIME:	7:14 at FIU	SHORTEST TIME:	0:10 vs. Virginia Union

LONG PLAYS (25-plus yards from scrimmage)

YDS	PLAY	OPPONENT (QTR)
92	Tim Burke interception return (TD)	at FIU (4th)
58	Anthony Jordan run (TD)	at FIU (1st)
47	Isidore Jackson run	Virginia Union (2nd)
44	Eddie Poole pass from Quentin Williams	Virginia Union (1st)
43	Cary White run (TD)	FIU (3rd)
41	Erik Williams interception return (TD)	Virginia Union (1st)
38	Nick Addison interception return (TD)	Virginia Union (2nd)
33	Preston Cleckley pass from Brodrick Waters	at Tennessee State (1st)

RED ZONE

	SCORE	TIMES IN		POINTS	TDS	RUSH		PASS		FGS		-----FAILED TO SCORE INSIDE 20-----				
		RED ZONE	SCORES			TDS	TDS	TDS		FGA		DOWNS	INT	FUM	HALF	GAME
at Tennessee State	12-9	3	3	12	1	0	0	1		2	0	0	0	0	0	0
Virginia Union	66-7	8	7	44	6	4	2			1	0	1	0	0	0	0
at FIU	34-13	2	2	14	2	2	0	0		0	0	0	0	0	0	0
TOTALS		13	12	70	9	6	3	3		3	0	1	0	0	0	0
OPPONENTS		7	6	29	3	1	2			3	0	0	0	1	0	0

SEASON PCT. (OVERALL): 12 of 13 (92.3%)
SEASON PCT. (TDS): 9 of 13 (69.2%)
SEASON PCT. (FGS): 3 of 13 (23.1%)
SEASON PCT. (NO SCORE): 1 of 13 (7.7%)



2013 STATISTICS (OVERALL: 3-0, MEAC: 0-0, HOME: 1-0, AWAY: 2-0)

BETHUNE-COOKMAN INDIVIDUAL GAME HIGHS

Rushes	21	Anthony Jordan at FIU (Sep 14, 2013)
Yards Rushing	150	Anthony Jordan at FIU (Sep 14, 2013)
TD Rushes	2	Cary White at FIU (Sep 14, 2013)
Long Rush	58	Anthony Jordan at FIU (Sep 14, 2013)
Pass attempts	12	Jackie Wilson at Tennessee State (Sep 01, 2013)
Pass completions	7	Jackie Wilson at Tennessee State (Sep 01, 2013)
Yards Passing	73	Quentin Williams vs Virginia Union (Sep 07, 2013)
TD Passes	1	Jackie Wilson at Tennessee State (Sep 01, 2013)
		Jackie Wilson vs Virginia Union (Sep 07, 2013)
		Brodrick Waters vs Virginia Union (Sep 07, 2013)
		Quentin Williams vs Virginia Union (Sep 07, 2013)
Long Pass	44	Quentin Williams vs Virginia Union (Sep 07, 2013)
Receptions	3	Jordan Murphy at Tennessee State (Sep 01, 2013)
		Eddie Poole at Tennessee State (Sep 01, 2013)
		Jhomo Gordon vs Virginia Union (Sep 07, 2013)
		Anthony Jordan at FIU (Sep 14, 2013)
Yards Receiving	44	Eddie Poole vs Virginia Union (Sep 07, 2013)
TD Receptions	2	Jontavious Carter vs Virginia Union (Sep 07, 2013)
Long Reception	44	Eddie Poole vs Virginia Union (Sep 07, 2013)
Field Goals	2	Jonathan Cagle at Tennessee State (Sep 01, 2013)
Long Field Goal	30	Jonathan Cagle at Tennessee State (Sep 01, 2013)
Punts	5	Jonathan Cagle at FIU (Sep 14, 2013)
Punting Avg	42.8	Jonathan Cagle at FIU (Sep 14, 2013)
Long Punt	56	Jonathan Cagle at FIU (Sep 14, 2013)
Long Punt Return	34	Preston Cleckley at Tennessee State (Sep 01, 2013)
Long Kickoff Return	41	Darian Baker at Tennessee State (Sep 01, 2013)
Tackles	10	Jarkevis Fields at Tennessee State (Sep 01, 2013)
		LeBrandon Richardson at Tennessee State (Sep 01, 2013)
Sacks	2.0	Dyron Dye vs Virginia Union (Sep 07, 2013)
		Rony Barrow at FIU (Sep 14, 2013)
Tackles For Loss	2.5	Dyron Dye vs Virginia Union (Sep 07, 2013)
Interceptions	1	Nick Addison vs Virginia Union (Sep 07, 2013)
		Joshua Richardson vs Virginia Union (Sep 07, 2013)
		Erik Williams vs Virginia Union (Sep 07, 2013)
		Tim Burke at FIU (Sep 14, 2013)

BETHUNE-COOKMAN TEAM GAME HIGHS

Rushes	52	at FIU (Sep 14, 2013)
Yards Rushing	311	at FIU (Sep 14, 2013)
Yards Per Rush	6.4	vs Virginia Union (Sep 07, 2013)
TD Rushes	4	vs Virginia Union (Sep 07, 2013)
		at FIU (Sep 14, 2013)
Pass attempts	20	at Tennessee State (Sep 01, 2013)
		vs Virginia Union (Sep 07, 2013)
Pass completions	13	vs Virginia Union (Sep 07, 2013)
Yards Passing	182	vs Virginia Union (Sep 07, 2013)
Yards Per Pass	9.1	vs Virginia Union (Sep 07, 2013)
TD Passes	3	vs Virginia Union (Sep 07, 2013)
Total Plays	64	vs Virginia Union (Sep 07, 2013)
Total Offense	464	vs Virginia Union (Sep 07, 2013)
Yards Per Play	7.2	vs Virginia Union (Sep 07, 2013)
Points	66	vs Virginia Union (Sep 07, 2013)
Sacks By	4	at Tennessee State (Sep 01, 2013)
		at FIU (Sep 14, 2013)
First Downs	25	vs Virginia Union (Sep 07, 2013)
Penalties	10	vs Virginia Union (Sep 07, 2013)
Penalty Yards	68	vs Virginia Union (Sep 07, 2013)
Turnovers	1	at Tennessee State (Sep 01, 2013)
		vs Virginia Union (Sep 07, 2013)
		at FIU (Sep 14, 2013)
Interceptions By	3	vs Virginia Union (Sep 07, 2013)
Punts	5	at FIU (Sep 14, 2013)
Punting Avg	42.8	at FIU (Sep 14, 2013)
Long Punt	56	at FIU (Sep 14, 2013)
Long Punt Return	34	at Tennessee State (Sep 01, 2013)

OPPONENT INDIVIDUAL GAME HIGHS

Rushes	19	Damon Kelly, vs Virginia Union (Sep 07, 2013)
Yards Rushing	65	Eric Shaw, vs Virginia Union (Sep 07, 2013)
TD Rushes	1	Damon Kelly, vs Virginia Union (Sep 07, 2013)
Long Rush	31	A.C. Leonard, at Tennessee State (Sep 01, 2013)
Pass attempts	21	Ronald Butler, at Tennessee State (Sep 01, 2013)
Pass completions	13	Ronald Butler, at Tennessee State (Sep 01, 2013)
Yards Passing	149	Jake Medlock, at FIU (Sep 14, 2013)
TD Passes	1	Jake Medlock, at FIU (Sep 14, 2013)
		E.J. Hilliard, at FIU (Sep 14, 2013)
Long Pass	48	Jake Medlock, at FIU (Sep 14, 2013)
Receptions	6	T.J. Lowder, at FIU (Sep 14, 2013)
Yards Receiving	125	T.J. Lowder, at FIU (Sep 14, 2013)
TD Receptions	1	T.J. Lowder, at FIU (Sep 14, 2013)
		Jonnu Smith, at FIU (Sep 14, 2013)
Long Reception	48	T.J. Lowder, at FIU (Sep 14, 2013)
Field Goals	3	Jamin Godfrey, at Tennessee State (Sep 01, 2013)
Long Field Goal	44	Jamin Godfrey, at Tennessee State (Sep 01, 2013)
Punts	5	Jake Medlock, at FIU (Sep 14, 2013)
Punting Avg	42.0	Jamin Godfrey, at Tennessee State (Sep 01, 2013)
Long Punt	58	Jake Medlock, at FIU (Sep 14, 2013)
Long Punt Return	42	Sam Miller, at FIU (Sep 14, 2013)
Long Kickoff Return	56	Clinton Taylor, at FIU (Sep 14, 2013)
Tackles	14	M. Russell, at FIU (Sep 14, 2013)
Sacks	1.0	G. Francois, at FIU (Sep 14, 2013)
		Patrick Jean, at FIU (Sep 14, 2013)
Tackles For Loss	2.0	Greg Hickman, at FIU (Sep 14, 2013)
		G. Francois, at FIU (Sep 14, 2013)
		Isame Faciane, at FIU (Sep 14, 2013)
Interceptions	1	David Van Dyke, at Tennessee State (Sep 01, 2013)
		Joseph Blanks, vs Virginia Union (Sep 07, 2013)
		Sam Miller, at FIU (Sep 14, 2013)

OPPONENT TEAM GAME HIGHS

Rushes	45	vs Virginia Union (Sep 07, 2013)
Yards Rushing	116	at Tennessee State (Sep 01, 2013)
Yards Per Rush	3.1	at Tennessee State (Sep 01, 2013)
TD Rushes	1	vs Virginia Union (Sep 07, 2013)
Pass attempts	23	vs Virginia Union (Sep 07, 2013)
Pass completions	13	at Tennessee State (Sep 01, 2013)
Yards Passing	156	at FIU (Sep 14, 2013)
Yards Per Pass	8.7	at FIU (Sep 14, 2013)
TD Passes	2	at FIU (Sep 14, 2013)
Total Plays	68	vs Virginia Union (Sep 07, 2013)
Total Offense	248	at Tennessee State (Sep 01, 2013)
Yards Per Play	4.5	at FIU (Sep 14, 2013)
Points	13	at FIU (Sep 14, 2013)
Sacks By	2	at FIU (Sep 14, 2013)
First Downs	14	at Tennessee State (Sep 01, 2013)
		vs Virginia Union (Sep 07, 2013)
Penalties	8	at Tennessee State (Sep 01, 2013)
Penalty Yards	74	vs Virginia Union (Sep 07, 2013)
Turnovers	3	vs Virginia Union (Sep 07, 2013)
Interceptions By	1	at Tennessee State (Sep 01, 2013)
		vs Virginia Union (Sep 07, 2013)
		at FIU (Sep 14, 2013)
Punts	7	at FIU (Sep 14, 2013)
Punting Avg	34.3	at FIU (Sep 14, 2013)
Long Punt	58	at FIU (Sep 14, 2013)
Long Punt Return	42	at FIU (Sep 14, 2013)

PARTICIPATION

NO	CODE	PLAYER	TSU	VUU	FIU	FSU	DSU	HOW	SSU	SCS	NCC	NSU	HAM	FAM
7	—	Nick Addison	START	START	START									
23	—	Rahdeese Alcutt	XXX	XXX	XXX									
32	—	D'Vontis Arnold	XXX	XXX	...									
84	—	Darian Baker	XXX	XXX	XXX									
56	—	Rony Barrow	XXX	START	START									
77	—	Dariusz Bladek	START	START	START									
20	—	Jocelyn Borgella	XXX	XXX	XXX									
97	—	Mark Brown	XXX									
53	—	Rashard Brown	START	XXX	START									
92	—	Brian Bruton	...	XXX	XXX									
44	—	Branden Bryant	XXX	XXX	XXX									
21	—	Tim Burke	START	START	START									
47	—	Jonathan Cagle	XXX	XXX	XXX									
15	—	Jontavious Carter	XXX	XXX	XXX									
12	—	Preston Cleckley	START	START	START									
9	—	Tavarus Dantzler	XXX	XXX	XXX									
87	—	Jawill Davis	XXX	XXX	XXX									
28	—	Drexler Dixon	XXX	XXX	XXX									
54	—	Brian Dorsey	START	START	XXX									
36	—	Marquis Drayton	START	XXX	START									
49	—	Dyron Dye	XXX	XXX	XXX									
62	—	Andrew Edouard	XXX	START	START									
98	—	Junior Estelus	XXX	XXX	...									
58	—	Andrew Ferris	XXX	...	XXX									
1	—	Jarkevis Fields	START	START	START									
8	—	Thomas Finnie	XXX	START	START									
17	—	Jhomo Gordon	START	XXX	START									
80	—	Tyree Green	XXX	...	XXX									
29	—	Dion Hanks	XXX	XXX	XXX									
31	—	Terry Harden	XXX	XXX	XXX									
6	—	Justin Henderson	XXX	...	XXX									
13	—	Theodore Howard	XXX	XXX	XXX									
59	—	Brandin Hudson	...	XXX	...									
2	—	Isidore Jackson	XXX	START	...									
48	—	Jarontay Jones	...	XXX	XXX									
19	—	Michael D Jones	XXX	XXX	XXX									
74	—	Michael J Jones	XXX									
4	—	Anthony Jordan	XXX	START	START									
65	—	Anthony Kibler	START	START	START									
93	—	Rakeem Knight	XXX	XXX	XXX									
86	—	Ja-Quan Lumas	...	XXX	...									
41	—	Nesly Marcellon	START	XXX	START									
51	—	Arlen McCray-Nibbs	XXX	...	XXX									
68	—	Alex Monroe	START	START	START									
99	—	Dwayne Montgomery	XXX	XXX	XXX									
83	—	Jordan Murphy	XXX	XXX	XXX									
3	—	Eddie Poole	START	START	START									
25	—	Nathaniel Pryor	...	START	...									
22	—	Joshua Richardson	START	XXX	XXX									
50	—	LeBrandon Richardson	START	START	START									
33	—	Ty're Simmons	...	XXX	...									
16	—	Donald Smith	START	START	START									
85	—	Chase Terry	XXX	...	XXX									
81	—	Frank Thomas	XXX	...	XXX									
30	—	Jamaruz Thompkins	XXX									
91	—	Tevin Toney	START	START	START									
18	—	Isaac Virgin	START	START	START									
11	—	Brodrick Waters	START	XXX	XXX									
26	—	Cary White	START	XXX	XXX									
43	—	Erik Williams	START	START	START									
14	—	Quentin Williams	...	XXX	START									
42	—	Ralph Williams	XXX	XXX	...									
5	—	Jackie Wilson	XXX	START	...									
10	—	Jameson Wright	XXX	START	XXX									



2013 BETHUNE-COOKMAN WILDCATS ROSTER

ALPHABETICAL ROSTER

NO	NAME	POS
7	Nick Addison	DB
23	Rahdeese Alcutt	LB
79	David Armstrong	OL
32	D'Vontis Arnold	RB
84	Darian Baker	WR
56	Rony Barrow	DL
77	Dariusz Bladek	OL
20	Jocelyn Borgella, Jr.	DB
19	Larry Brihm	QB
89	Frank Brown	WR
97	Mark Brown	DL
53	Rashard Brown	OL
92	Brian Bruton	DL
44	Branden Bryant	DE
21	Tim Burke	DB
47	Jonathan Cagle	P/K
15	Jontavious Carter	WR
61	Kerry Carter	OL
12	Preston Cleckley	WR
94	Jamal Cooper	DL
9	Tavarus Dantzler	LB
87	Jawill Davis	WR
28	Drexler Dixon	RB
54	Brian Dorsey	OL
36	Marquis Drayton	DB
49	Dyron Dye	DL
62	Andrew Edouard	OL
98	Junior Estelus	DL
16	Atreyu Farrior	QB
58	Andrew Ferris	LS
1	Jarkevis Fields	LB
8	Thomas Finnie	DB
17	Jhomo Gordon	WR
38	Malik Green	RB
80	Tyree Green	WR
29	Dion Hanks	DB
31	Terry Harden	DB
88	Patrick Harris	WR
96	Spencer Harris	DL
6	Justin Henderson	TE
73	Uriah Horne	OL
13	Theodore Howard	DB
59	Brandin Hudson	DE
57	Trevin Huff	OL
2	Isidore Jackson	RB
48	Jarontay Jones	DE
19	Michael Jones	WR
74	Michael J. Jones	OL
4	Anthony Jordan	RB
70	Josue Joseph	OL
90	Samuel Kelly	DL
65	Anthony Kibler	OL
93	Rakeem Knight	DL
67	William Koen III	OL
55	Angel LoCicero	LB
86	Ja-Quan Lumas	WR
41	Nesley Marcellon	LB
51	Arlen McCray-Nibbs	LB
37	Cameron Mercado	K
68	Alex Monroe	OL
99	Dwayne Montgomery	DL
66	Dazzie Morris	OL
83	Jordan Murphy	TE
24	Dre'Sean Nelson	RB
71	Phillip Norman	OL
47	Werley Placide	LB

NUMERICAL ROSTER

NO	NAME	POS	HT	WT	CL-EXP	HOMETOWN / HIGH SCHOOL (PREVIOUS SCHOOL)
1	Jarkevis Fields	LB	6-0	230	Sr.-3L	Sanford, Fla./Seminole HS
2	Isidore Jackson	RB	5-10	205	Sr.-3L	Mossy Head, Fla./Walton HS
3	Eddie Poole	WR	6-4	195	Sr.-3L	Belle Glade, Fla./Glades Central HS/Rutgers
4	Anthony Jordan	RB	6-0	220	Jr.-2L	Atlanta, Ga./North Atlanta HS
5	Jackie Wilson	QB	6-0	210	Sr.-3L	Ft. Lauderdale, Fla./Boyd Anderson HS/Utah State
6	Justin Henderson	TE	6-2	240	Jr.-TR	North Little Rock, Ark./North Little Rock HS/Memphis
7	Nick Addison	DB	6-2	180	Jr.-2L	Tampa, Fla./Spoto HS
8	Thomas Finnie	DB	5-10	185	Jr.-TR	Miami, Fla./Miami Central HS/Miami (Fla.)
9	Tavarus Dantzler	LB	6-3	225	Sr.-2L	Homestead, Fla./Homestead HS/North Carolina Tech Prep
10	Jameson Wright	DB	6-1	190	Jr.-TR	Ft. Pierce, Fla./Westwood HS/Wisconsin
11	Brodrick Waters	QB	5-11	195	Sr.-2L	Sarasota, Fla./Booker HS/Louisiana Tech
12	Preston Cleckley	WR	5-8	170	Sr.-3L	Delray Beach, Fla./Atlantic HS
13	Theodore Howard	DB	5-11	175	Sr.-TR	Ft. Meade, Fla./Ft. Meade HS/Florida Atlantic
14	Quentin Williams	QB	6-0	190	Jr.-1L	Tampa, Fla./Jefferson HS
15	Jontavious Carter	WR	6-2	203	Soph.-TR	Cordele, Ga./Crisp County HS/Miami (Fla.)
15	Shelton Willis	QB	6-0	165	Fr.-HS	Daytona Beach, Fla./Mainland HS
16	Donald Smith	DB	6-0	218	Jr.-TR	Tampa, Fla./Spoto HS/Iowa State
16	Atreyu Farrior	QB	6-1	180	Fr.-HS	Lakeland, Fla./Kathleen HS
17	Jhomo Gordon	WR	6-0	195	Jr.-2L	Palm Bay, Fla./Bayside HS
18	Isaac Virgin	TE	6-4	235	Sr.-TR	Ft. Pierce, Fla./Ft. Pierce Westwood HS/USF
19	Michael Jones	WR	6-0	185	Fr.-HS	Pompano Beach, Fla./Blanche Ely HS
19	Larry Brihm	QB	6-0	210	Fr.-HS	Delray Beach, Fla./Village Academy
20	Jocelyn Borgella, Jr.	DB	5-8	180	Soph.-1L	Miami, Fla./La Salle HS
21	Tim Burke	DB	5-10	175	Sr.-3L	Ft. Lauderdale, Fla./Plantation HS
22	Joshua Richardson	DB	5-10	185	Jr.-TR	Moss Point, Miss./Moss Point HS/Ole Miss
23	Rahdeese Alcutt	LB	6-2	225	Jr.-TR	Long Beach, Calif./Long Beach Poly/Los Medanos JC
24	Dre'Sean Nelson	RB	5-8	160	Fr.-HS	Ft. Lauderdale, Fla./Dillard HS
25	Nathaniel Pryor	RB	5-9	180	Fr.-HS	Sebastian, Fla./Sebastian River HS
26	Cary White	RB	5-10	210	Jr.-TR	Tampa, Fla./Sickles HS/Florida Atlantic
28	Drexler Dixon	RB	5-10	180	Soph.-HS	Orlando, Fla./Evans HS
29	Dion Hanks	DB	5-10	190	Jr.-2L	Miami, Fla./Edison HS
30	Jamaruz Thompkins	RB	5-10	185	Fr.-HS	Tampa, Fla./Tampa Bay Tech
31	Terry Harden	DB	6-0	175	Soph.-SQ	West Park, Fla./Hollywood Hills HS
32	D'Vontis Arnold	RB	5-9	185	Soph.-TR	Miramar, Fla./Miramar HS/West Virginia
33	Ty're Simmons	DB	5-9	148	Soph.-SQ	St. Augustine, Fla./St. Augustine HS
34	Ky're Simmons	DB	5-10	160	Soph.-SQ	St. Augustine, Fla./St. Augustine HS
36	Marquis Drayton	DB	6-1	200	Jr.-1L	Ft. Lauderdale, Fla./Dillard HS/North Carolina Tech Prep
38	Malik Green	RB	5-11	194	Soph.-1L	Miami, Fla./Killian HS
41	Nesley Marcellon	LB	6-1	225	Sr.-3L	Ft. Lauderdale, Fla./Stranahan HS
42	Ralph Williams, Jr.	LB	6-1	240	Jr.-TR	Miami, Fla./Southridge HS/Ole Miss
43	Erik Williams	DE	6-3	250	Sr.-2L	Ft. Lauderdale, Fla./Stranahan HS
44	Branden Bryant	DE	6-1	295	Jr.-2L	Atlanta, Ga./Booker T. Washington HS/UCF
47	Jonathan Cagle	P/K	6-3	175	Soph.-HS	Pensacola, Fla./Pine Forest HS
47	Werley Placide	LB	6-3	215	Fr.-HS	Boca Raton, Fla./Olympic HS
48	Jarontay Jones	DE	6-2	235	Soph.-TR	Lithonia, Ga./Stephenson/Virginia Tech
49	Dyron Dye	DL	6-5	258	Grad.-TR	Sanford, Fla./Seminole HS/Miami (Fla.)
50	LeBrandon Richardson	DE	6-2	255	Sr.-1L	Miami, Fla./Miami Central HS/UCF
51	Arlen McCray-Nibbs	LB	6-0	250	Sr.-2L	Atlanta, Ga./North Cobb Christian HS
53	Rashard Brown	OL	6-3	305	Jr.-1L	Kissimmee, Fla./Georgia Military College
54	Brian Dorsey	OL	6-4	300	Jr.-2L	Jacksonville, Fla./Ribault HS
55	Angel LoCicero	LB	6-1	223	Soph.-HS	Wesley Chapel, Fla./Wesley Chapel HS
56	Rony Barrow	DL	6-2	250	Jr.-TR	Brooklyn, N.Y./New Utrecht HS/Nassau CC
57	Trevin Huff	OL	6-4	270	Soph.-1L	Tallahassee, Fla./Lincoln HS
58	Andrew Ferris	LS	6-2	240	Sr.-3L	Daytona Beach, Fla./Mainland HS
59	Brandin Hudson	DE	6-1	176	Jr.-1L	Miramar, Fla./Parkway Academy
61	Kerry Carter	OL	6-2	270	Soph.-HS	Dade City, Fla./Pasco HS
62	Andrew Edouard	OL	6-2	295	Jr.-TR	Philadelphia, Pa./Overbrook HS/Lackawanna CC
65	Anthony Kibler	OL	6-4	338	Jr.-TR	Belle Glade, Fla./Glades Day School/USF
66	Dazzie Morris	OL	6-2	260	Fr.-HS	Apopka, Fla./Apopka HS
67	William Koen III	OL	6-4	250	Fr.-HS	Lawrenceville, Ga./Mountain View HS
68	Alex Monroe	OL	6-5	305	Sr.-3L	Jacksonville, Fla./First Coast HS
70	Josue Joseph	OL	6-4	289	R-Soph.-1L	Orlando, Fla./Freedom HS/Marshall
71	Phillip Norman	OL	6-4	280	Fr.-HS	Sebastian, Fla./Sebastian River HS
73	Uriah Horne	OL	6-4	275	Fr.-HS	McDonough, Ga./Eagles Landing HS
74	Michael J. Jones	OL	6-7	300	Soph.-1L	Fayetteville, N.C./Westover HS/Hargrave Military Academy

2012 BETHUNE-COOKMAN WILDCATS ROSTER

NUMERICAL ROSTER

NO	NAME	POS	HT	WT	CL.-EXP	HOMETOWN / HIGH SCHOOL (PREVIOUS SCHOOL)
77	Dariusz Bladek	OL	6-5	310	Soph.-1L	Kissimmee, Fla./Poinciana HS
79	David Armstrong	OL	6-4	295	Soph.-SQ	Anthony, Fla./North Marion HS
80	Tyree Green	WR	6-1	190	Jr.-2L	St. Petersburg, Fla./Boca Ciega HS
81	Frank Thomas	WR	5-11	167	Soph.-HS	Jacksonville, Fla./Raines HS
82	DeVonte Washington	WR	6-2	178	Fr.-HS	Jacksonville, Fla./Raines HS
83	Jordan Murphy	TE	6-2	245	Sr.-3L	Ayer, Mass./Dracut HS
84	Darian Baker	WR	5-10	174	Fr.-HS	Jacksonville, Fla./Raines HS
85	Chase Terry	TE	6-5	243	Sr.-TR	Sealy, Texas/Sealy HS/Blinn CC
86	Ja-Quan Lumas	WR	6-4	199	Fr.-HS	Orlando, Fla./Jones HS
87	Jawill Davis	WR	6-0	170	Fr.-HS	Miami, Fla./American HS
88	Patrick Harris	WR	5-11	175	Sr.-3L	Port St. Lucie, Fla./Treasure Coast HS
89	Frank Brown	WR	5-11	176	Fr.-HS	Palm Beach Gardens, Fla./Palm Beach Gardens HS
90	Samuel Kelly	DL	6-2	230	Fr.-HS	Delray Beach, Fla./Atlantic HS
91	Tevin Toney	DL	6-2	265	Sr.-3L	Sebring, Fla./Sebring HS
92	Brian Bruton	DL	6-1	295	Soph.-1L	Orlando, Fla./West Orange HS
93	Rakeem Knight	DL	6-2	310	Jr.-1L	Birmingham, Ala./Restoration Academy
94	Jamal Cooper	DL	6-4	280	Jr.-TR	Memphis, Tenn./Kirby HS/Coahoma CC
95	DiShawn Ray	DL	6-4	305	Fr.-HS	Jesup, Ga./Wayne County HS
96	Spencer Harris	DL	6-2	261	Sr.-TR	Minneapolis, Minn./De La Salle HS/Minnesota State
97	Mark Brown	DL	6-0	290	Jr.-TR	W. Palm Beach, Fla./Palm Beach Gardens HS/New Mexico St.
98	Junior Estelus	DL	6-1	286	Jr.-TR	West Palm Beach, Fla./Lake Worth HS/Western Michigan
99	Dwayne Montgomery	DL	6-5	253	Jr.-TR	Ft. Lauderdale, Fla./Dillard HS/Western Kentucky

ALPHABETICAL ROSTER

NO	NAME	POS
3	Eddie Poole	WR
25	Nathaniel Pryor	RB
95	DiShawn Ray	DL
22	Joshua Richardson	DB
50	LeBrandon Richardson	DE
34	Ky're Simmons	DB
33	Ty're Simmons	DB
16	Donald Smith	DB
85	Chase Terry	TE
81	Frank Thomas	WR
30	Jamaruz Thompkins	RB
91	Tevin Toney	DL
18	Isaac Virgin	TE
82	DeVonte Washington	WR
11	Brodrick Waters	QB
26	Cary White	RB
43	Erik Williams	DE
14	Quentin Williams	QB
42	Ralph Williams, Jr.	LB
15	Shelton Willis	QB
5	Jackie Wilson	QB
10	Jameson Wright	DB

COACHING STAFF

Head Coach: Brian Jenkins (Cincinnati, 1993), fourth season

Assistant Head Coach/Special Teams Coord./Safeties: Terry Sims (Knoxville, 1994), fourth season

Associate Head Coach/Def. Coord./LBs: Charles "Yogi" Jones (Pittsburgh, 1983), fourth season

Offensive Coordinator/Quarterbacks: Jim Pry (Marshall, 1974), second season

Cornerbacks: Terry Williams (Bethune-Cookman, 1988), 15th season

Defensive Line/Recruiting Coord. (JuCo): Earl Lane (Northwood, 1980), third season

Offensive Line: John Powers (Villanova, 1990), fourth season

Tight Ends/Recruiting Coord. (HS): Lawal McCray (Bethune-Cookman, 1991), fourth season

Wide Receivers/Camp Coord.: D.J. McCarthy (Washington, 1994), second season

Running Backs: Autry L. Denson, Jr. (Notre Dame, 1999), third season

Asst. Defensive Coach/Quality Control: Keith Little (Pittsburgh, 1994), fourth season

Graduate Assistant (Offense): Ryan Kobbe (Marshall, 2002), first season

Graduate Assistant (Defense): Sharrick Moore (Louisiana-Lafayette, 2010), second season

SUPPORT STAFF

Chief of Staff: Jeff Fagan

Director of Football Operations: Corey Bell

Head Strength Coach: Medgar Harrison

Asst. Strength Coach: Adrian Briones

Massage & Recovery: John Schmitz

Media & Video Coordinator: Darian McCaskill

Equipment Coordinator: Michael Humphrey

Administrative Asst. to the Head Coach: Jocelyn Riley

Operations Staff: Rose Amazan, Joe Black, Dominique Rodman, Briana Jenkins

WILDCATS PLAYER SPOTLIGHTS



7 • NICK ADDISON • JR • DB

YEAR	GP-GS	TACK	PBU	INT
2013	3-3	14	0	1
Career	20-15	89	11	5



1 • JARKEVIS FIELDS • SR • LB

YEAR	GP-GS	TACK	TFL	PBU
2013	3-3	23	1.0	0
Career	37-26	235	13.2	7



8 • THOMAS FINNIE • JR • DB

YEAR	GP-GS	TACK	PBU	INT
2013	3-2	7	1	0
Career	3-2	7	1	0




2 • ISIDORE JACKSON • SR • RB

YEAR	GP-GS	RUSH	REC	TD
2013	2-1	101	0	0
Career	36-19	2,550	395	31



3 • EDDIE POOLE • SR • WR

YEAR	GP-GS	REC	YDS	TD
2013	3-3	5	73	0
Career	38-33	111	1,483	17




50 • LeBRANDON RICHARDSON • JR • DE

YEAR	GP-GS	TACK	TFL	SACK
2013	3-3	14	2.5	1.0
Career	15-14	67	15.5	9.5




11 • BRODRICK WATERS • SR • QB

YEAR	GP-GS	YDS	TD-INT	PCT
2013	3-1	98	1-1	43.8
Career	16-2	431	5-4	47.1



14 • QUENTIN WILLIAMS • JR • QB

YEAR	GP-GS	YDS	TD-INT	PCT
2013	2-1	111	1-1	80.0
Career	12-8	1,284	12-3	60.5



5 • JACKIE WILSON • SR • QB

YEAR	GP-GS	YDS	TD-INT	PCT
2013	2-1	109	2-0	63.2
Career	23-10	1,650	10-0	58.5